



CFO's Golf Report 2.2

For the month of July and Fiscal Year 2026

Publish Date: 9/02/2025 A

Report Size = 1240h x 1754w 8.5"x11" Paper Page Sized

CONFIDENTIALITY NOTICE: This report may contain confidential and privileged material for the sole use of the intended recipient(s). Any review, use, distribution, or disclosure by others is strictly prohibited. If you have received this report presentation in error, please notify the sender immediately and delete the report presentation and any file attachments. Information and data presented in this report are the property of the Recreation Centers of Sun City West Inc.



Monthly Summary for Golf Rounds & Golf Cards Sold

For the month of July and Fiscal Year 2026

July's 14,713 rounds are above prior year by 1,289 rounds or 9.6% and above budget by 1,289 rounds or 9.6%.

9,507 Regulation rounds are above prior year by 1,202 rounds or 14.5% and above budget by 1,202 rounds or 14.5%.

5,206 Executive rounds are above prior year by 87 rounds or 1.7% and above budget by 87 rounds or 1.7%.

11,190 Member rounds are above prior year by 783 rounds or 7.5% and above budget by 11,190 rounds or 0.0%.

1,041 Guest rounds are above prior year by 201 rounds or 23.9% and above budget by 1,041 rounds or 0.0%.

1,636 Public rounds are above prior year by 247 rounds or 17.8% and below budget by (11,788) rounds or (87.8%).

846 Employee rounds are above prior year by 58 rounds or 7.4% and above budget by 846 rounds or 0.0%.

11,364 Prime rounds are above prior year by 477 rounds or 4.4% and above budget by 477 rounds or 4.4%.

2,247 Twilight rounds are above prior year by 377 rounds or 20.2% and above budget by 377 rounds or 20.2%.

1,102 Super Twilight rounds are above prior year by 435 rounds or 65.2% and above budget by 435 rounds or 65.2%.

6 Unlimited Cards sold is below prior year by (1) or (14.3%) and below budget by (1) cards or (14.3%).

9 Kachina Cards sold is above prior year by 1 or 12.5% and above budget by 1 cards or 12.5%.

10 Coyote Cards sold is above prior year by 1 or 11.1% and above budget by 1 cards or 11.1%.

6 Twilight Cards sold is above prior year by 2 cards or 50.0% and above budget by 2 cards or 50.0%.

0 Frequent Play Cards sold is even with the prior year and below budget by (1) card or (100.0%).

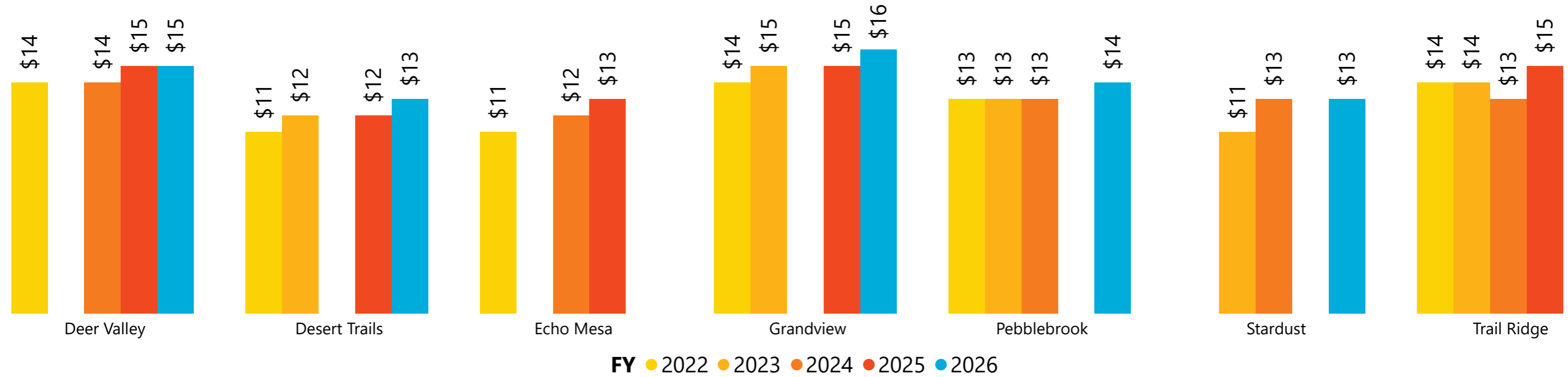
77 Range Cards sold is above prior year by 20 or 35.1% and above budget by 20 cards or 35.1%.



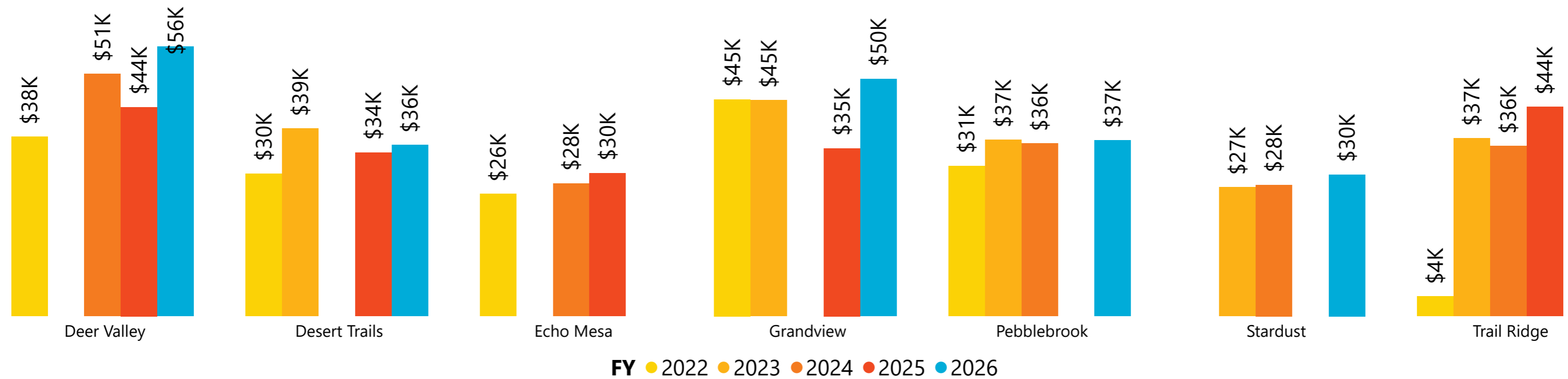
Golf Fees

For the month of July and Fiscal Year 2026

Average Golf Fee by Course and Fiscal Year



Estimated Golf Fee Revenue by Course and Fiscal Year



Average Golf Fee by Member Type

Final Breakdown	2022	2023	2024	2025	2026
Guest	\$25	\$28	\$28	\$30	\$30
Public	\$24	\$26	\$26	\$26	\$26
Member	\$11	\$11	\$12	\$12	\$12
Employee	\$0	\$0	\$0	\$0	\$0

Estimated Total Golf Fees by Member Type

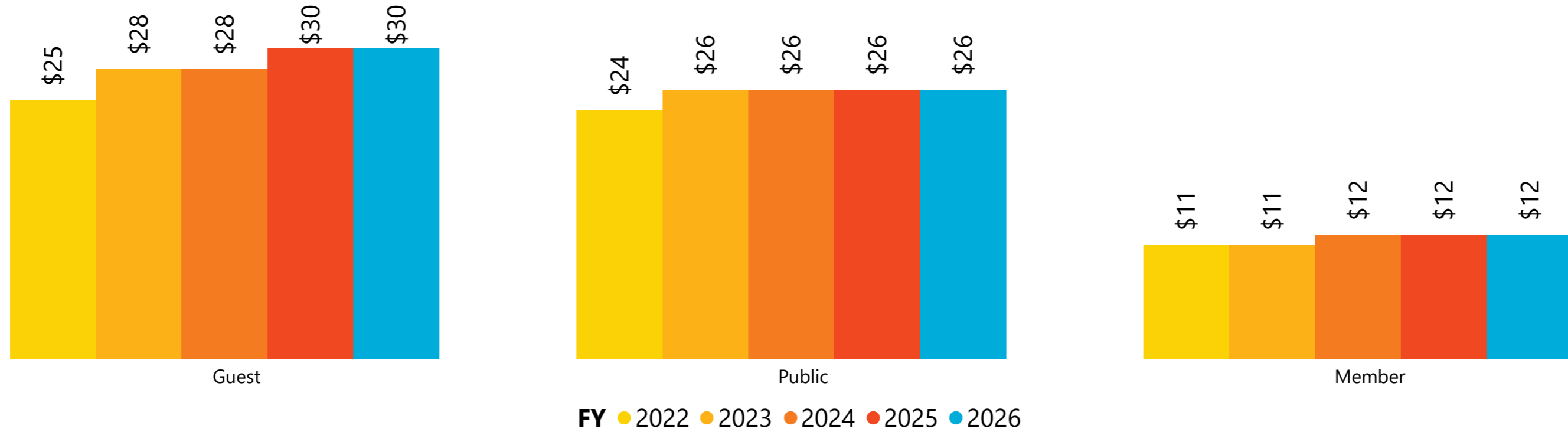
Final Breakdown	2022	2023	2024	2025	2026
Member	\$117,273	\$123,070	\$121,199	\$125,590	\$135,537
Public	\$42,852	\$46,383	\$34,581	\$36,108	\$41,999
Guest	\$13,974	\$16,360	\$22,100	\$25,410	\$31,009
Employee	\$0	\$0	\$0	\$0	\$0



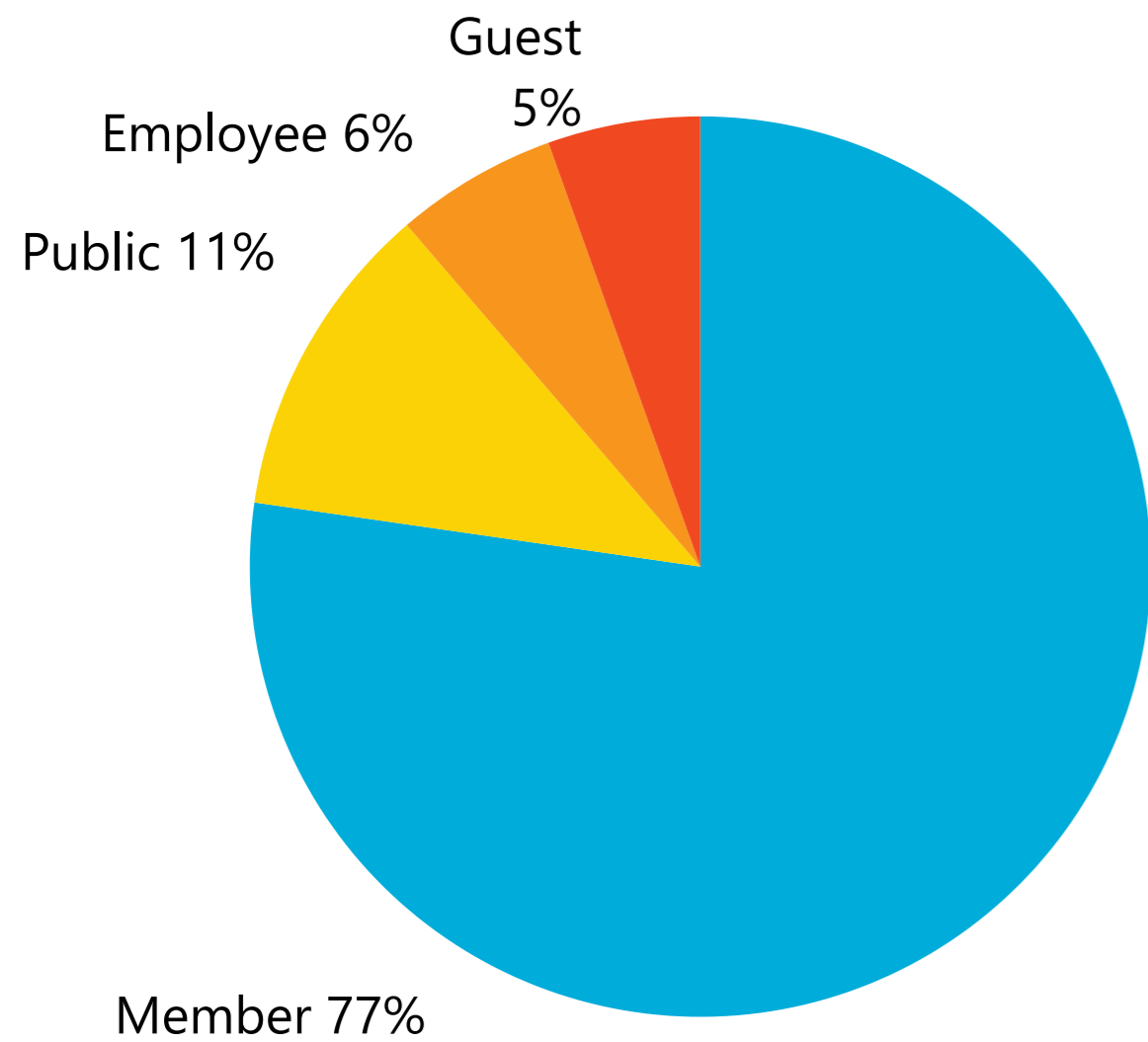
Golf Rounds by Player Type

For the month of July and Fiscal Year 2026

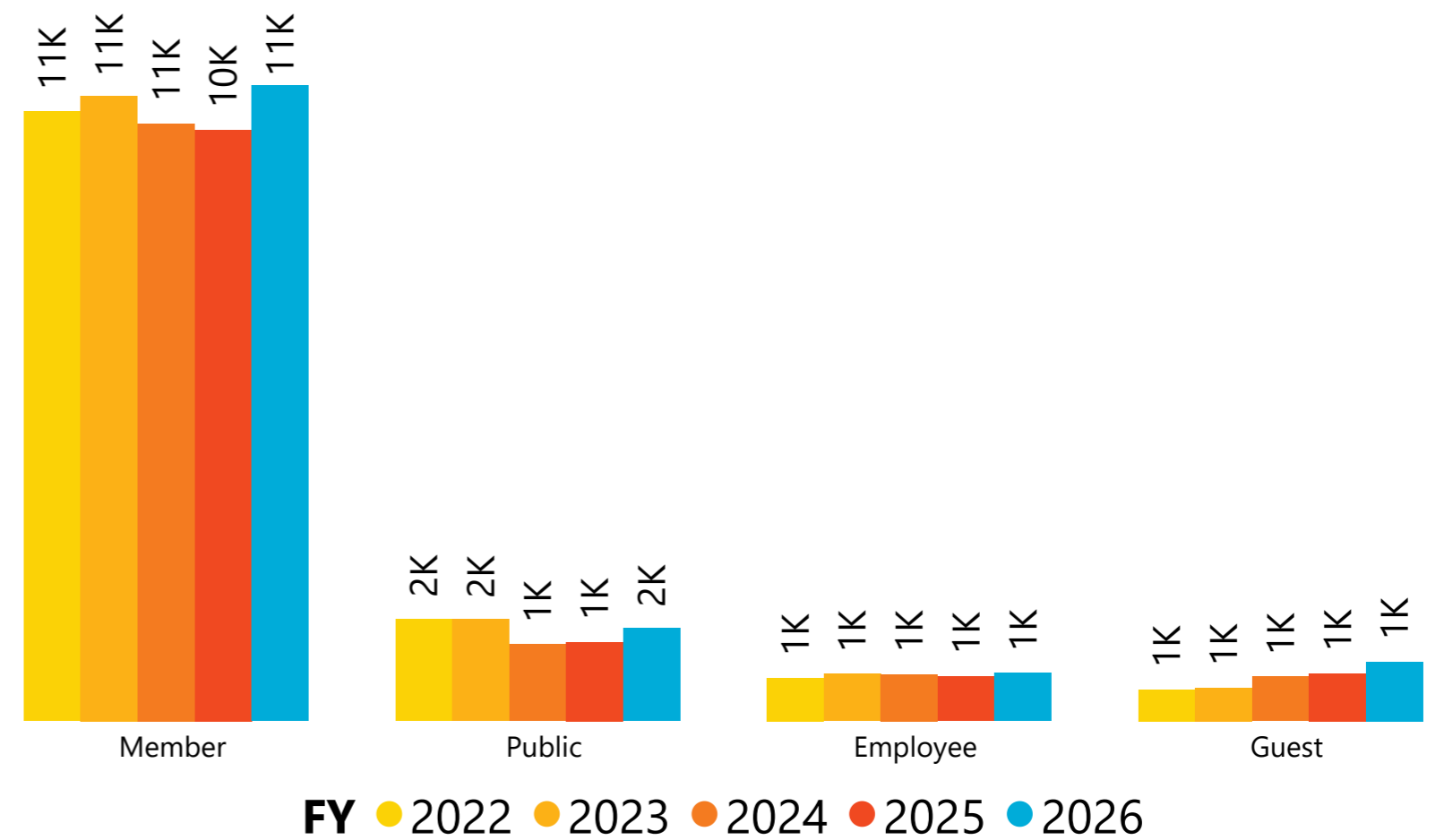
Average Golf Fee by Player Type and Fiscal Year



Round Count by Members Type for Current Fiscal Month



Round Count by Player Type and Fiscal Year



Estimated Total Golf Fees by Member Status

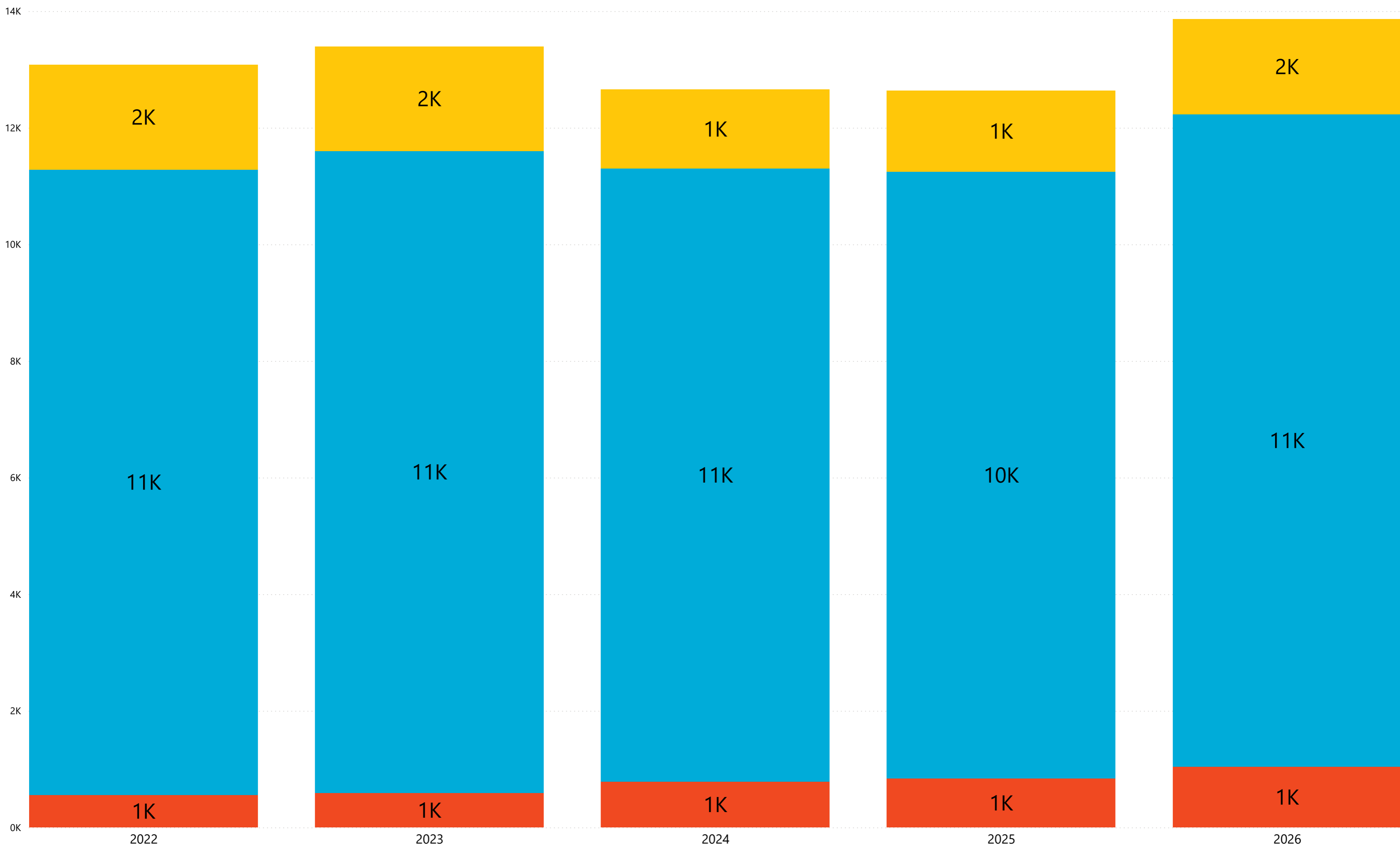
Member Status	2022	2023	2024	2025	2026
Member	\$117,273	\$123,070	\$121,199	\$125,590	\$135,537
Non-Member	\$56,826	\$62,743	\$56,681	\$61,518	\$73,008



Rounds by Player Type per Fiscal Year

For the month of July and Fiscal Year 2026

Round Count by Player Type and Fiscal Year



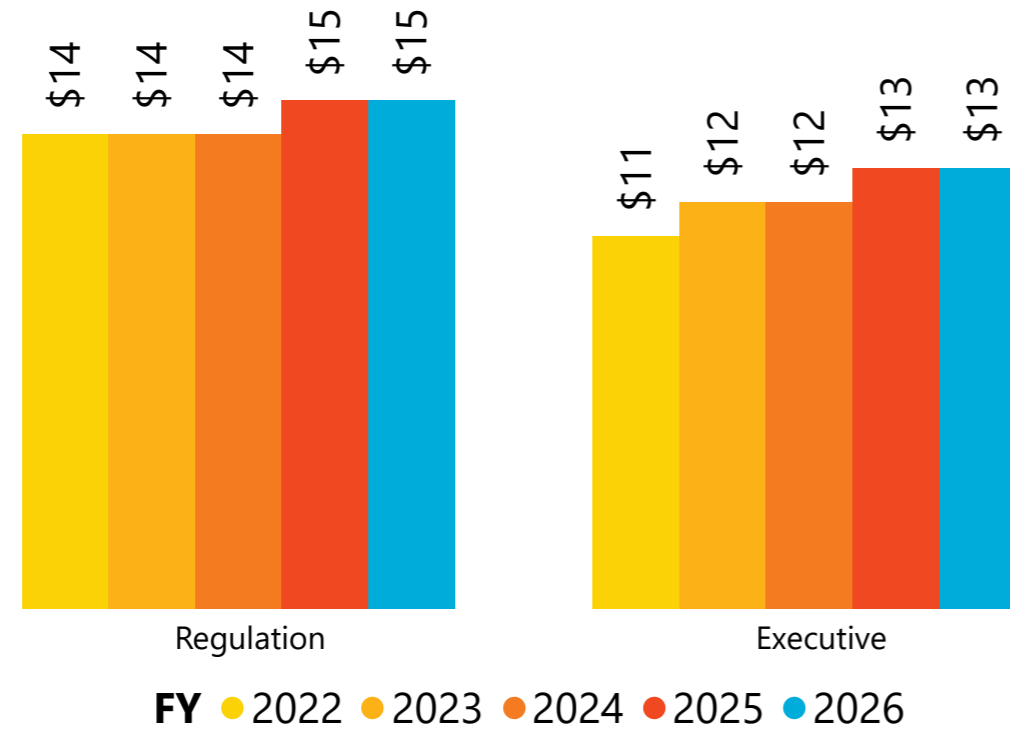
Final Breakdown ● Guest ● Member ● Public



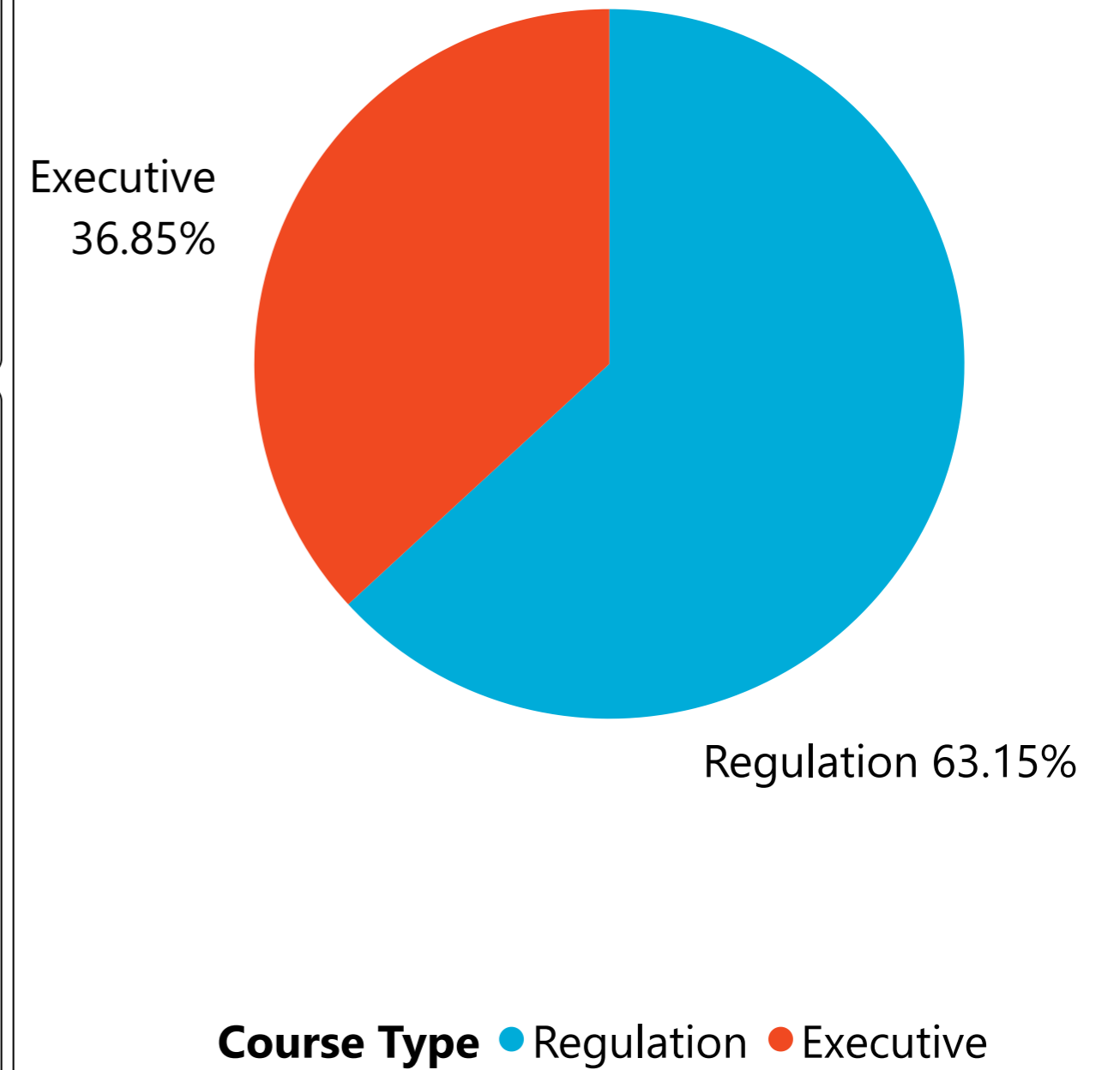
Golf Fees

For the month of July and Fiscal Year 2026

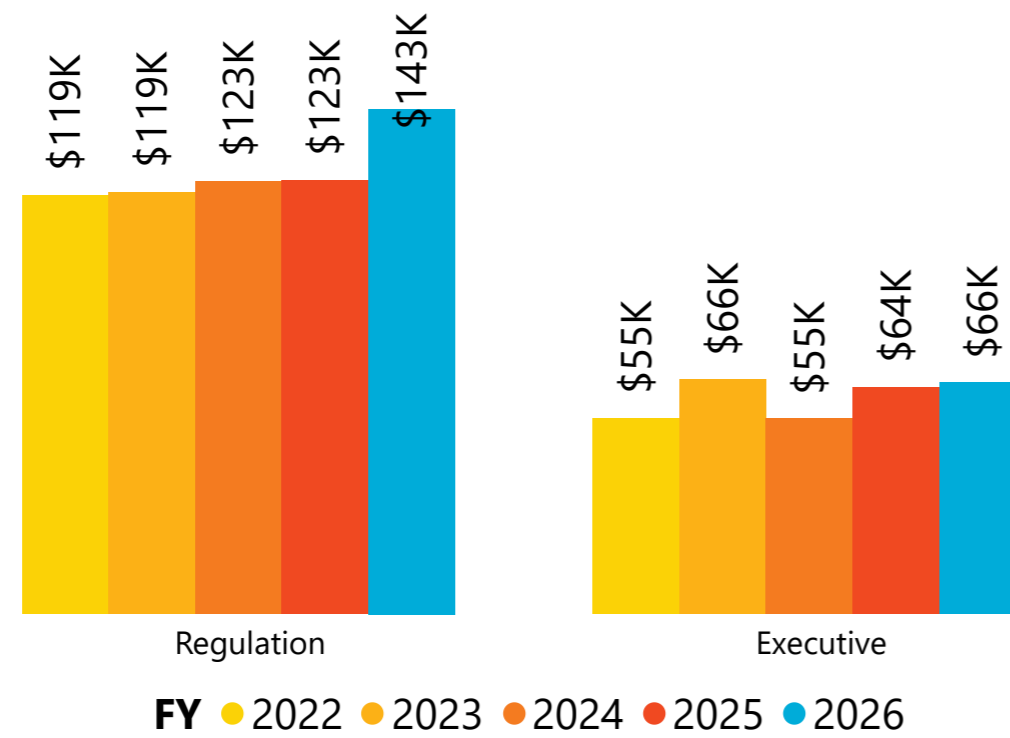
Average Golf Fee per Golf Round by Course Type and Fiscal Year



Golf Rounds by Course Type



Estimated Total Golf Fee Revenue by Course Type Fiscal Year



Average Golf Fee by Member Type

Course Type	2022	2023	2024	2025	2026
Regulation	\$14	\$14	\$14	\$15	\$15
Executive	\$11	\$12	\$12	\$13	\$13

Estimated Total Golf Fees by Member Type

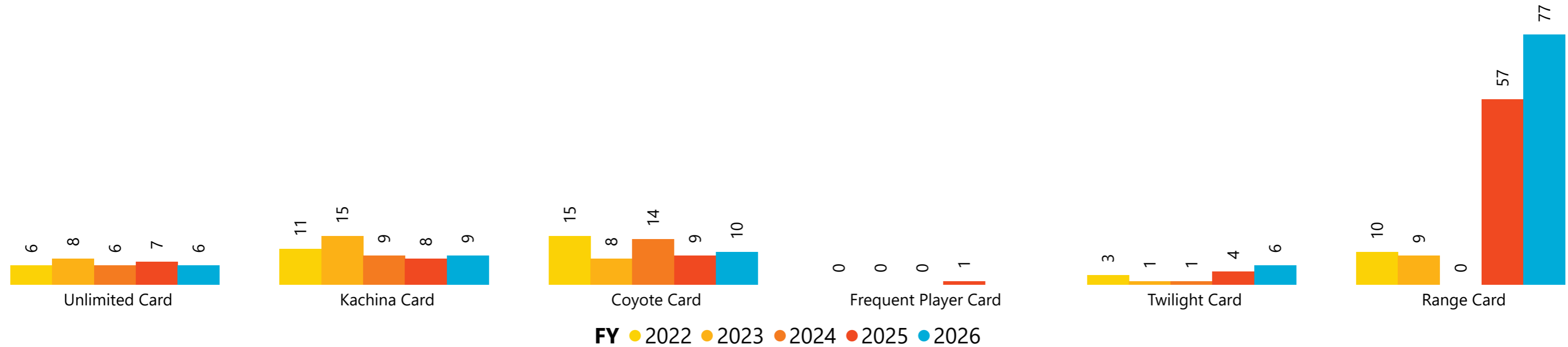
Course Type	2022	2023	2024	2025	2026
Regulation	\$118,603	\$119,459	\$122,550	\$122,852	\$143,024
Executive	\$55,496	\$66,354	\$55,330	\$64,256	\$65,521



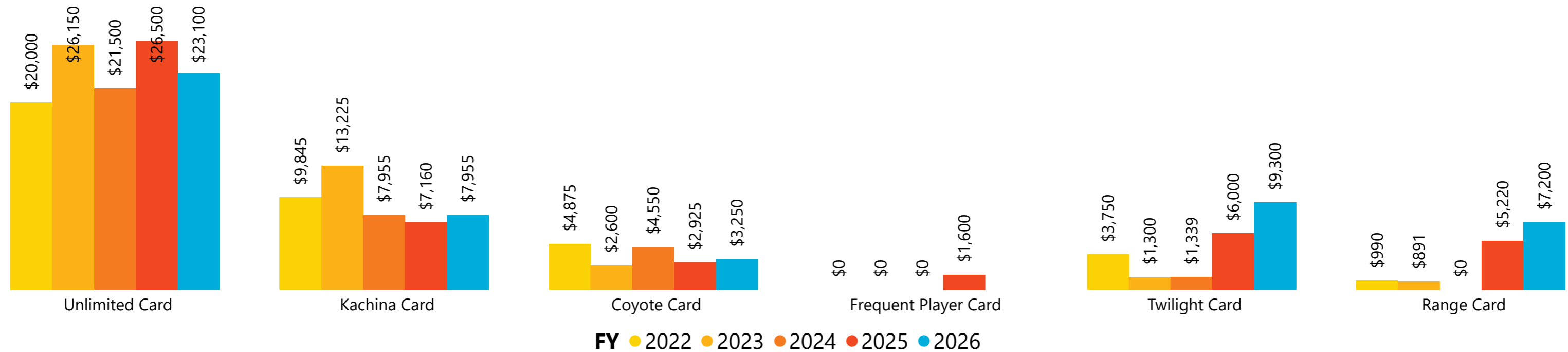
Monthly Summary for Golf Cards Sold - Quantities & Estimated Revenue

For the month of July and Fiscal Year 2026

Golf Card Sales Quantity for the Fiscal Month by Card Type / Price Level ID and Fiscal Year



Estimated Golf Card Sales Revenue for the Fiscal Month by Card Type / Price Level ID and Fiscal Year



Estimated Card Sales Revenue for the Fiscal Month by Card Type and Fiscal Year

Golf Card Name 2022 2023 2024 2025 2026

Golf Card Name	2022	2023	2024	2025	2026
Unlimited Card	6	8	6	7	6
Kachina Card	11	15	9	8	9
Coyote Card	15	8	14	9	10
Frequent Player Card	0	0	0	1	
Twilight Card	3	1	1	4	6
Range Card	10	9	0	57	77

Estimated Card Sales Revenue for the Fiscal Month by Card Type and Fiscal Year

Golf Card Name 2022 2023 2024 2025 2026

Golf Card Name	2022	2023	2024	2025	2026
Unlimited Card	\$20,000	\$26,150	\$21,500	\$26,500	\$23,100
Kachina Card	\$9,845	\$13,225	\$7,955	\$7,160	\$7,955
Coyote Card	\$4,875	\$2,600	\$4,550	\$2,925	\$3,250
Frequent Player Card	\$0	\$0	\$0	\$1,600	
Twilight Card	\$3,750	\$1,300	\$1,339	\$6,000	\$9,300
Range Card	\$990	\$891	\$0	\$5,220	\$7,200



Fiscal Year 2026 Summary for Golf Rounds & Golf Cards Sold

Current FYTD 7/1/2025 thru 7/31/2025

FY-2026's 14,713 rounds are above prior year by 1,289 rounds or 9.6% and above budget by 1,289 rounds or 9.6%.

9,507 Regulation rounds are above prior year by 1,202 rounds or 14.5% and above budget by 1,202 rounds or 14.5%.

5,206 Executiverounds are above prior year by 87 rounds or 1.7% and above budget by 87 rounds or 1.7%.

11,190 Member rounds are above prior year by 783 rounds or 7.5% and above budget by 11,190 rounds or 0.0%.

1,041 Guest rounds are above prior year by 201 rounds or 23.9% and above budget by 1,041 rounds or 0.0%.

1,636 Public rounds are above prior year by 247 rounds or 17.8% and below budget by (11,788) rounds or (87.8%).

846 Employee rounds are above prior year by 58 rounds or 7.4% and above budget by 846 rounds or 0.0%.

11,364 Prime rounds are above prior year by 477 rounds or 4.4% and above budget by 477 rounds or 4.4%.

2,247 Twilight rounds are above prior year by 377 rounds or 20.2% and above budget by 377 rounds or 20.2%.

1,102 Super Twilight rounds are above prior year by 435 rounds or 65.2% and above budget by 435 rounds or 65.2%.

6 Unlimited Cards sold is below prior year by (1) card or (14.3%) and below budget by (1) card or (14.3%).

9 Kachina Cards sold is below prior year by 1 card or 12.5% and above budget by 1 card or 12.5%.

10 Coyote Cards sold is below prior year by 1 card or 11.1% and above budget by 1 card or 11.1%.

6 Twilight Cards sold is below prior year by 2 cards or 50.0% and above budget by 2 cards or 50.0%.

0 CNP Frequent Play Cards sold is below prior year by (1) card or (100.0%) and below budget by (1) card or (100.0%).

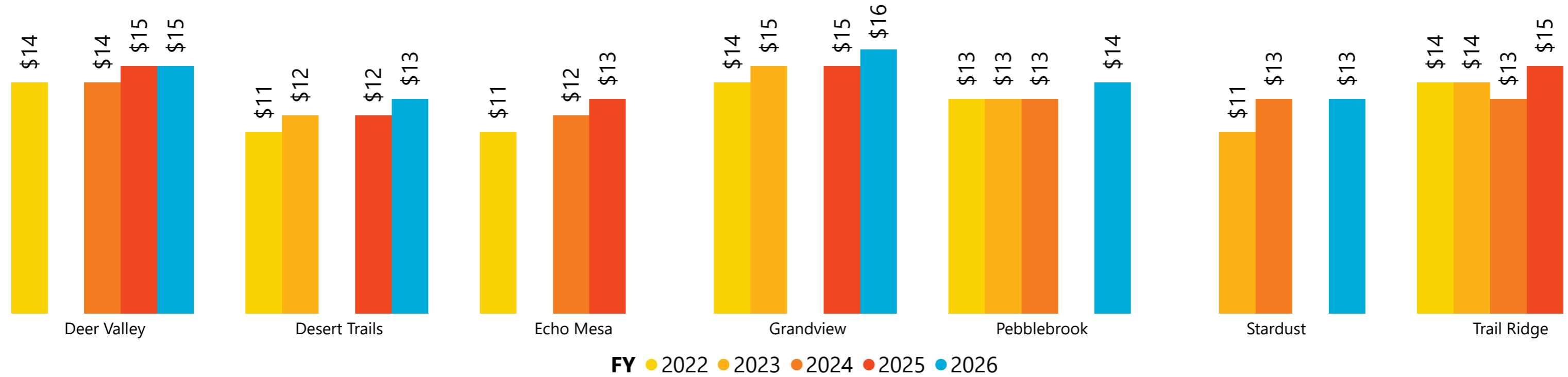
77 Range Cards sold is below prior year by 20 cards or 35.1% and above budget by 20 cards or 35.1%.



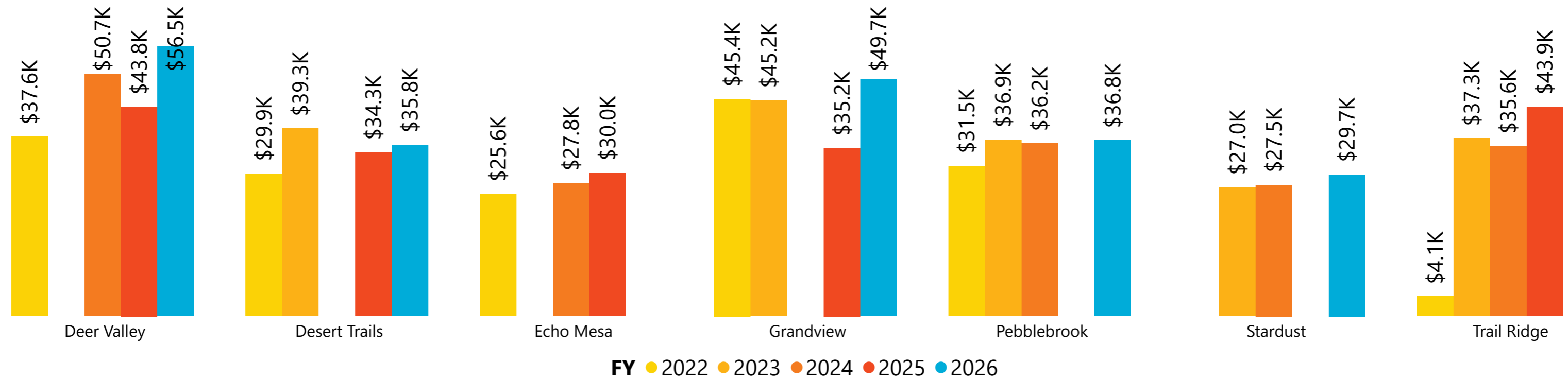
Golf Fees by Course and Fiscal Year

For each Fiscal Year Starting with July thru July

Estimated Average Golf Fee by Course and Fiscal Year



Estimated Golf Fee Revenue by Course and Fiscal Year



Average Golf Fee by Member Type

Final Breakdown	2022	2023	2024	2025	2026
Guest	\$25	\$28	\$28	\$30	\$30
Public	\$24	\$26	\$26	\$26	\$26
Member	\$11	\$11	\$12	\$12	\$12
Employee	\$0	\$0	\$0	\$0	\$0

Estimated Total Golf Fees by Member Type

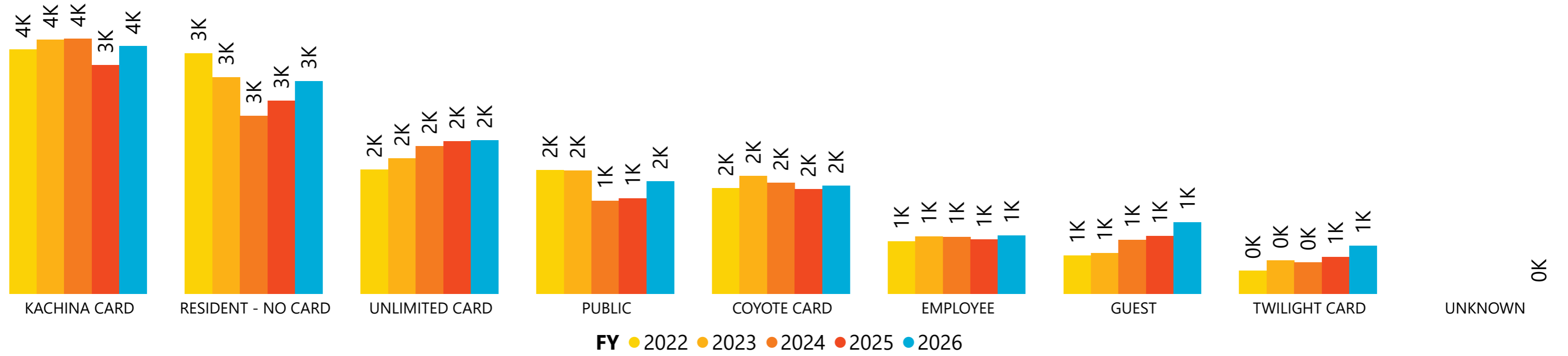
Final Breakdown	2022	2023	2024	2025	2026
Member	\$117,273	\$123,070	\$121,199	\$125,590	\$135,537
Public	\$42,852	\$46,383	\$34,581	\$36,108	\$41,999
Guest	\$13,974	\$16,360	\$22,100	\$25,410	\$31,009
Employee	\$0	\$0	\$0	\$0	\$0



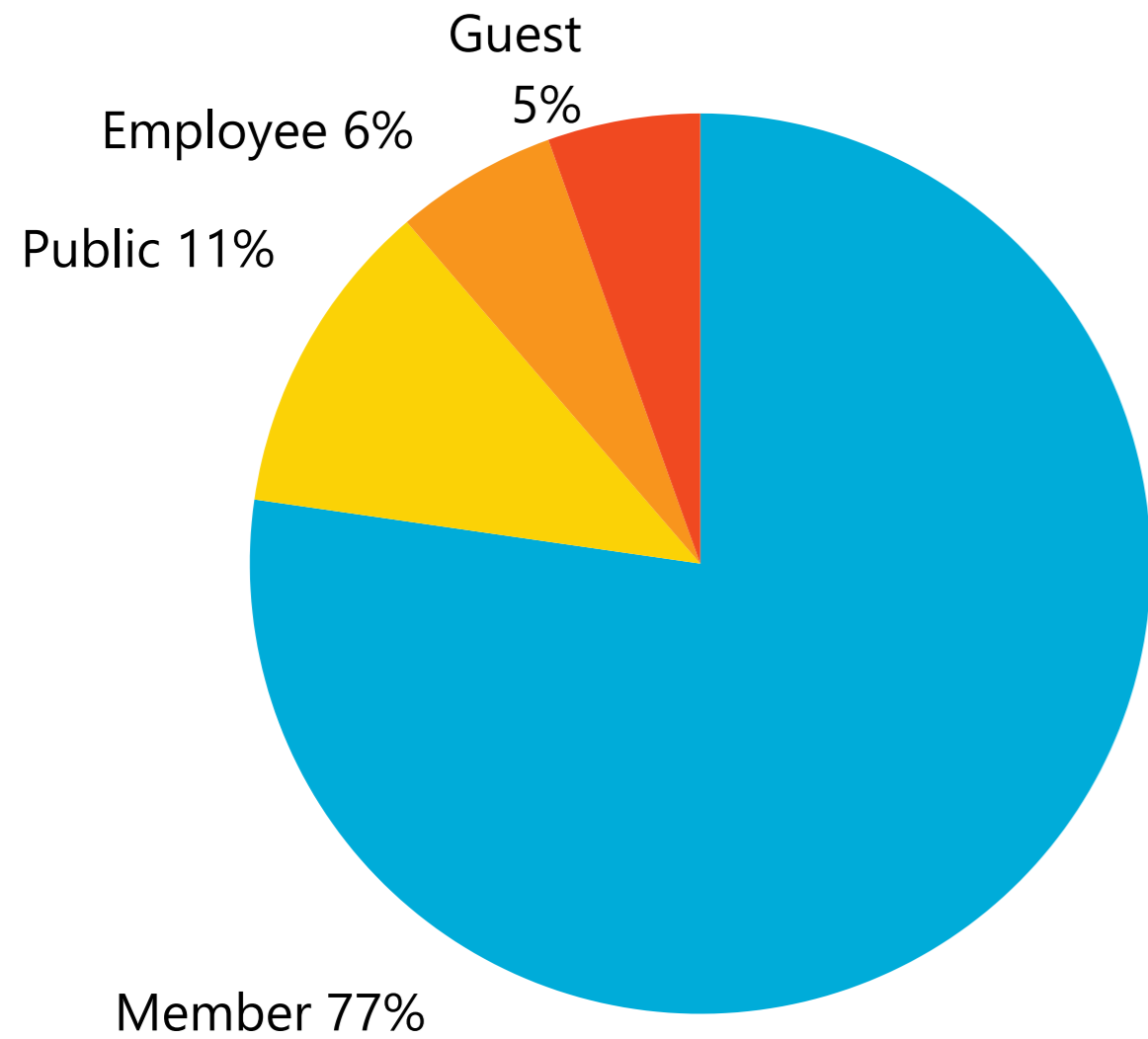
Golf Rounds by Player Type per Fiscal Year

For each Fiscal Year Starting with July thru July

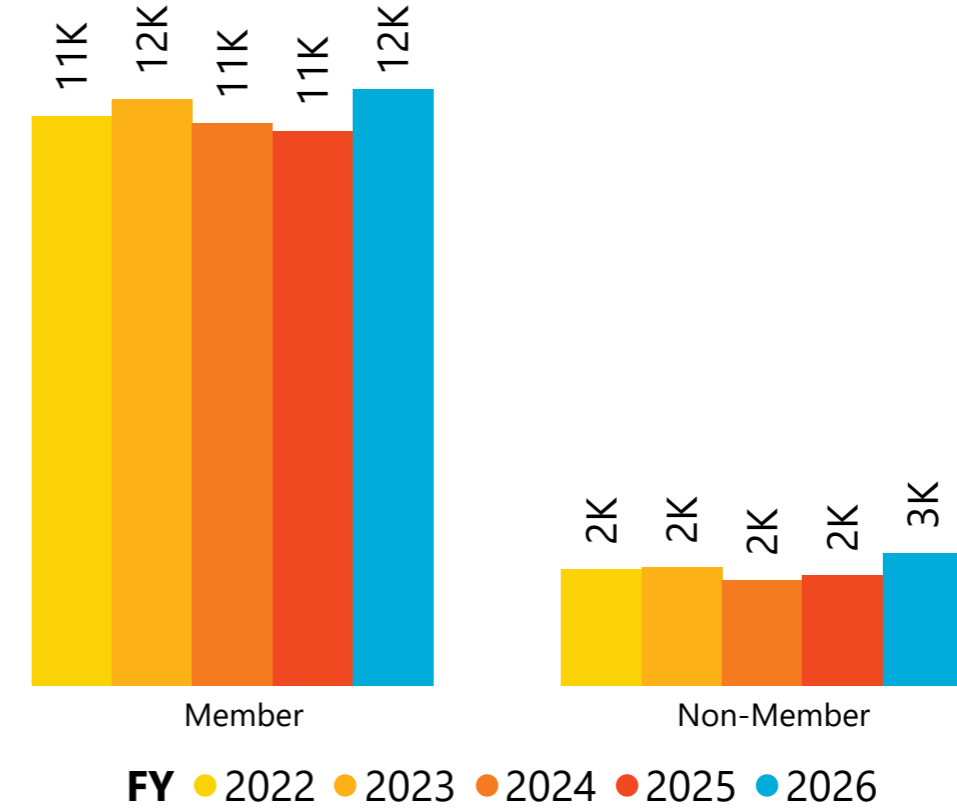
Round Count by Member Card Type and Fiscal Year



Round Count by Player Type for the Current Fiscal Year



Round Count by Player Type and Fiscal Year



Estimated Total Golf Fees by Player Final Breakdown

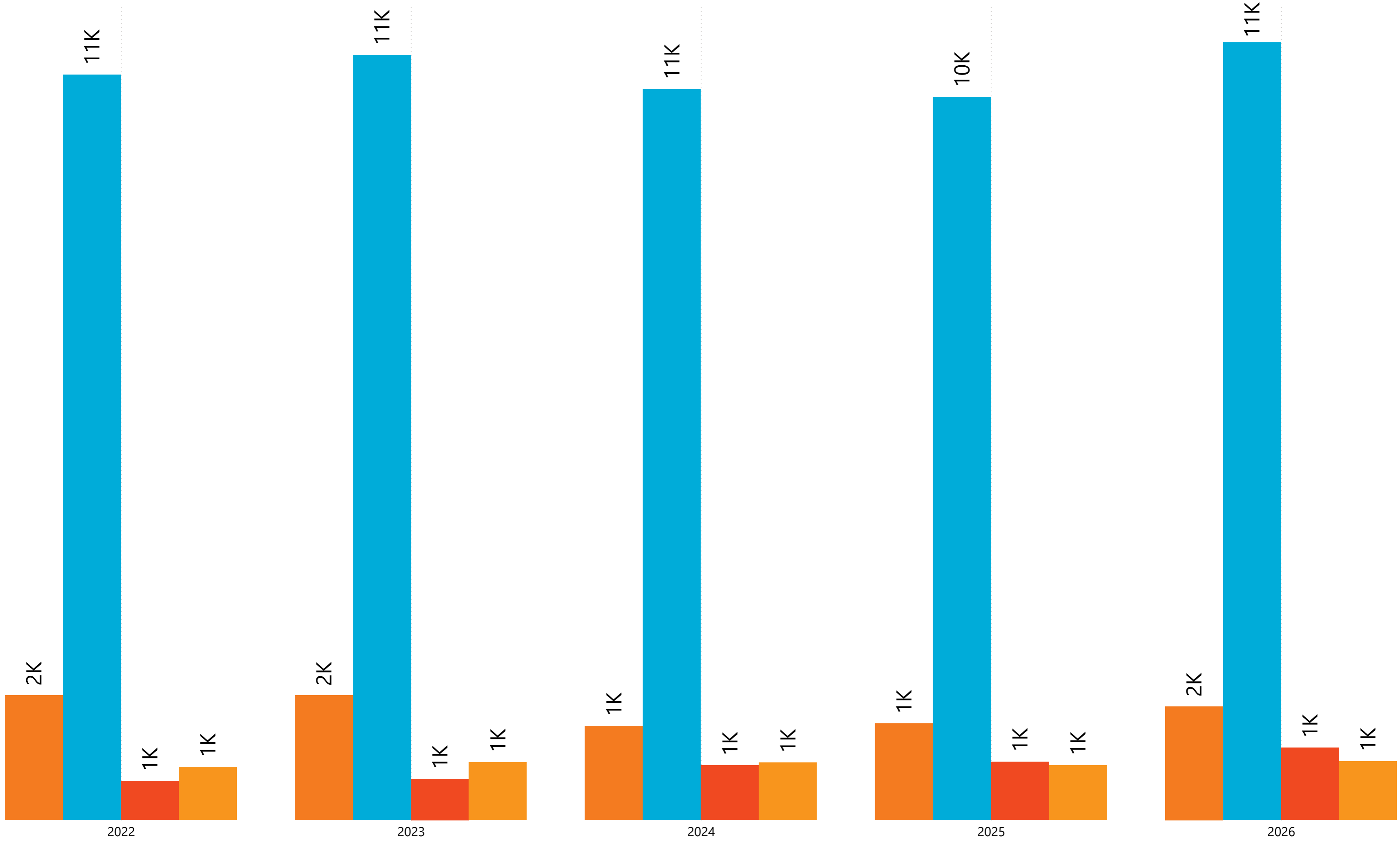
Final Breakdown	2022	2023	2024	2025	2026
Member	\$117,273	\$123,070	\$121,199	\$125,590	\$135,537
Public	\$42,852	\$46,383	\$34,581	\$36,108	\$41,999
Guest	\$13,974	\$16,360	\$22,100	\$25,410	\$31,009
Employee	\$0	\$0	\$0	\$0	\$0



Golf Rounds by Player Type and Fiscal Year

For each Fiscal Year Starting with July thru July

Round Count by Player Type and Fiscal Year



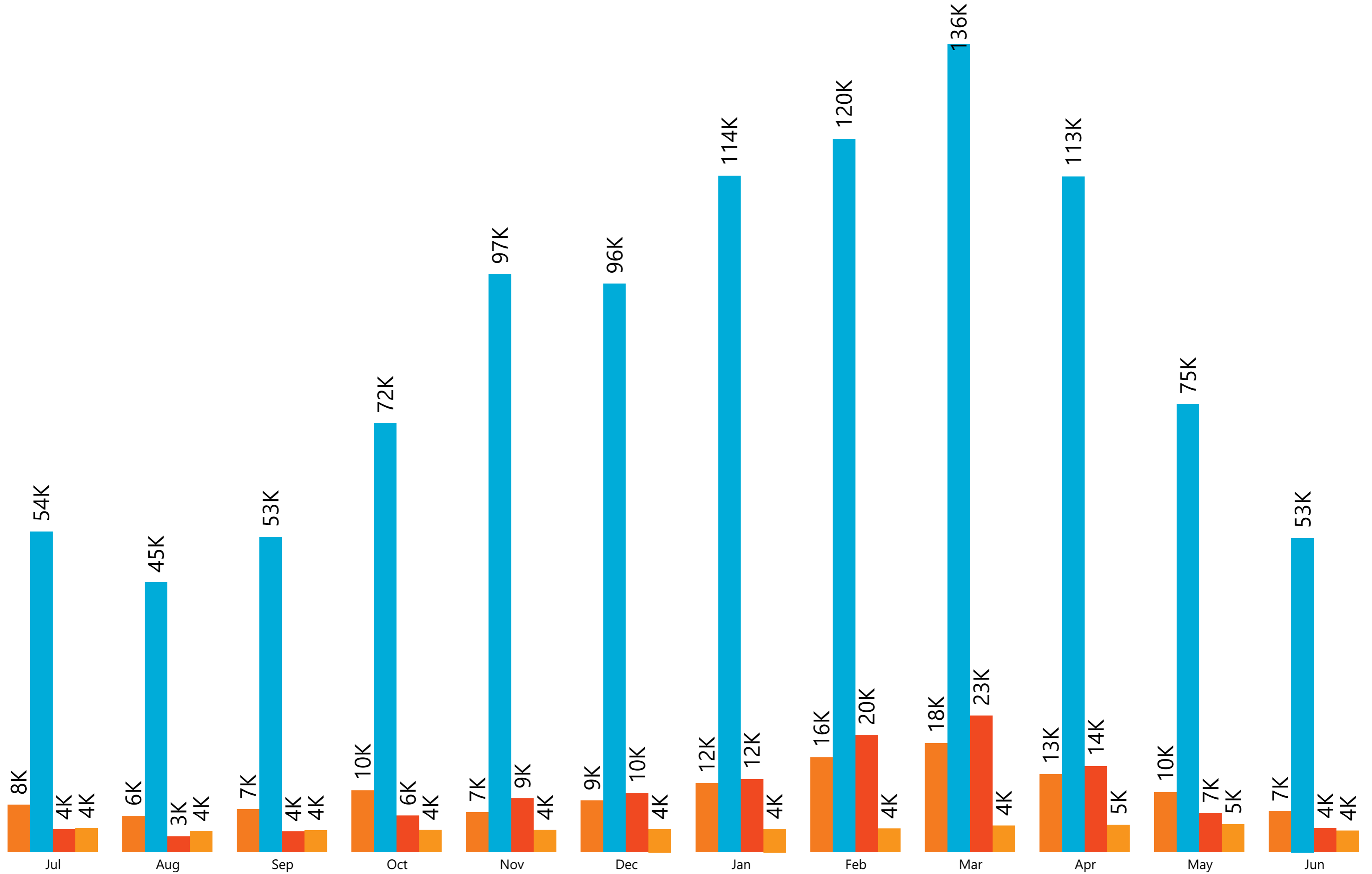
Final Breakdown ● Public ● Member ● Guest ● Employee



Golf Rounds by Player Type per Fiscal Year

For each Fiscal Year Starting with July thru July

Round Count by Player Type and Fiscal Year

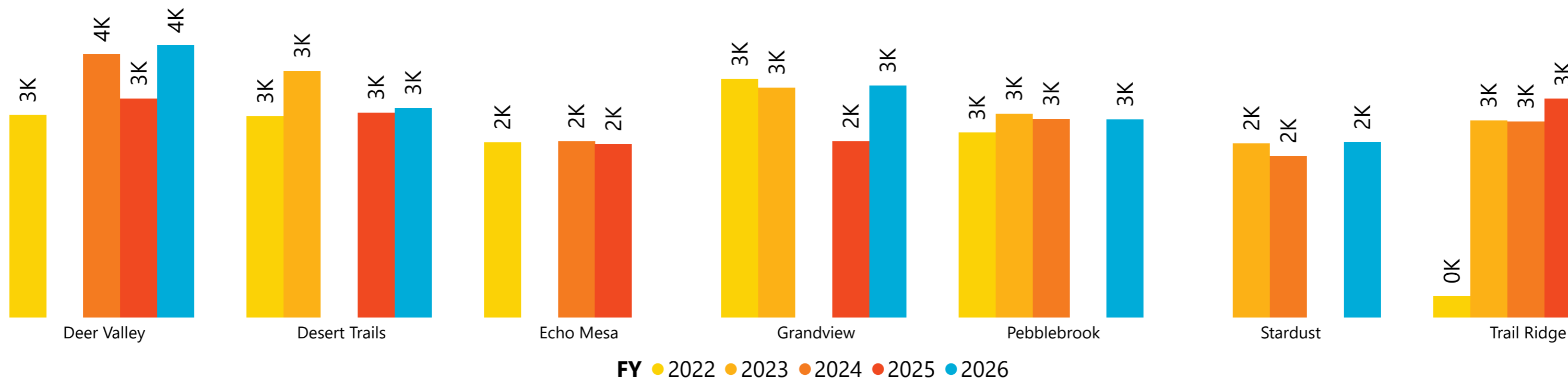


Final Breakdown ● Public ● Member ● Guest ● Employee

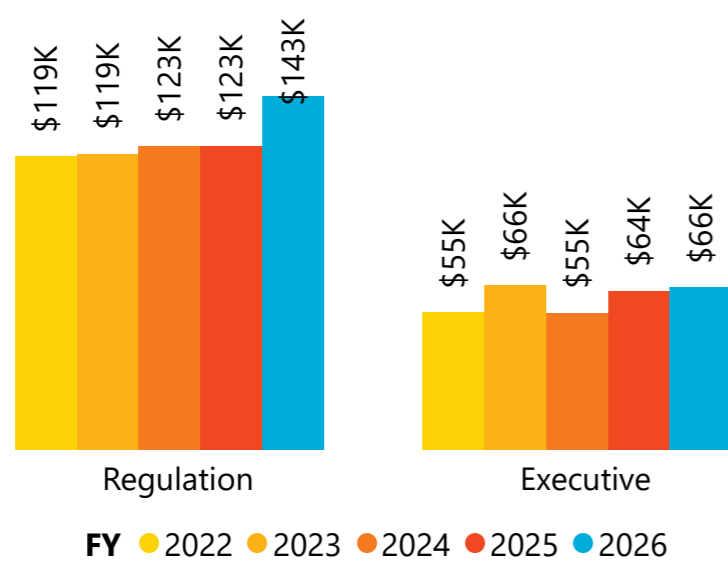
Golf Rounds & Fees by Course and Fiscal Year

For each Fiscal Year Starting with July thru July

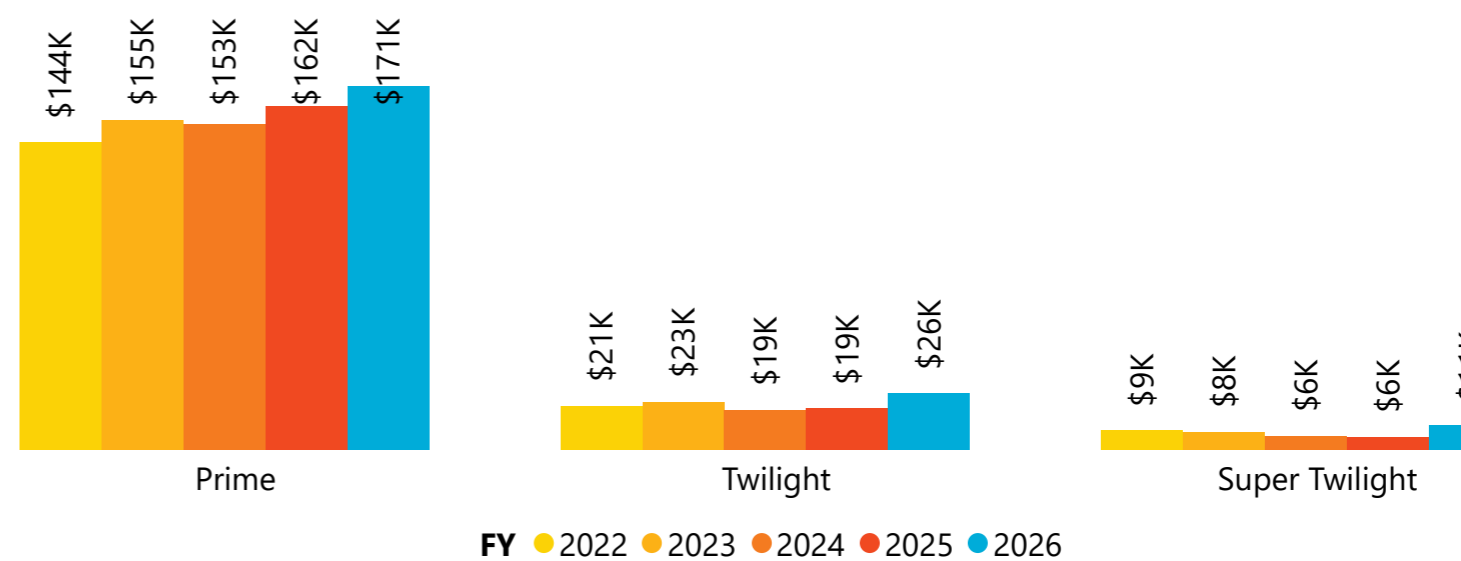
Estimated Average Golf Fee by Course and Fiscal Year



Estimated Golf Fee Revenue by Course and Fiscal Year



Estimated Golf Fee Revenue by Course and Fiscal Year



Estimated Average Golf Fee by Member Type

CourseName	2022	2023	2024	2025	2026
Deer Valley	\$14		\$14	\$15	\$15
Desert Trails	\$11	\$12		\$12	\$13
Echo Mesa	\$11		\$12	\$13	
Grandview	\$14	\$15		\$15	\$16
Pebblebrook	\$13	\$13	\$13		\$14
Stardust		\$11	\$13		\$13
Trail Ridge	\$14	\$14	\$13	\$15	

Estimated Golf Fees by Golf Course and Fiscal Year

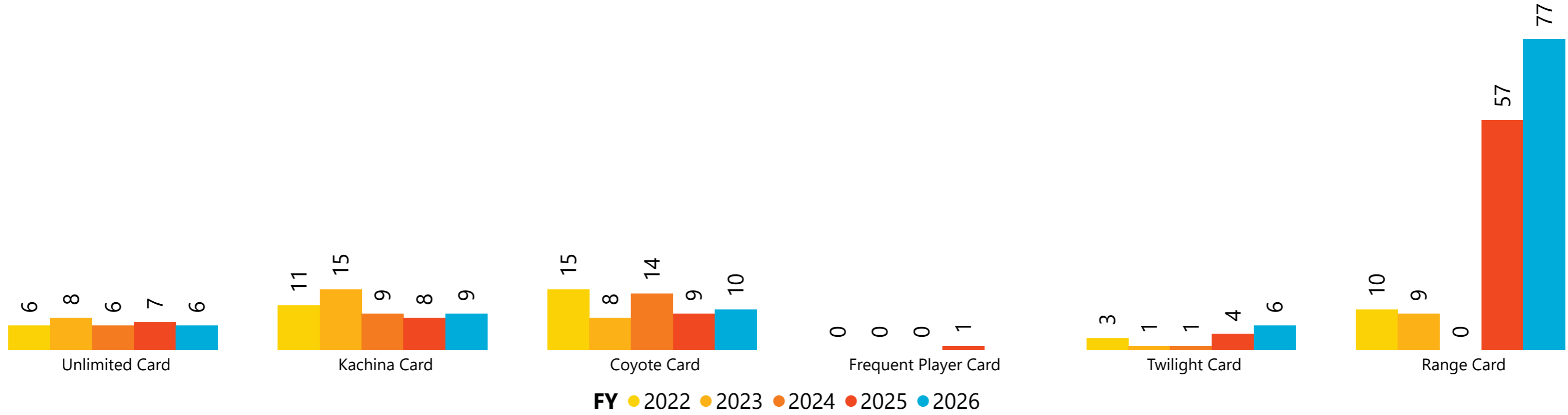
CourseName	2022	2023	2024	2025	2026
Deer Valley	\$37,573		\$50,745	\$43,814	\$56,466
Desert Trails	\$29,873	\$39,313		\$34,296	\$35,842
Echo Mesa	\$25,623		\$27,801	\$29,960	
Grandview	\$45,433	\$45,244		\$35,186	\$49,741
Pebblebrook	\$31,476	\$36,932	\$36,170		\$36,817
Stardust		\$27,041	\$27,529		\$29,679
Trail Ridge	\$4,121	\$37,283	\$35,635	\$43,852	



Golf Cards Sold by Card Type and Fiscal Year

For each Fiscal Year Starting with July thru July

Golf Cards Sold by Quantity and Fiscal Year



Golf Card Revenue by Card Type and Fiscal Year

