



RECREATION CENTERS OF SUN CITY WEST, INC.

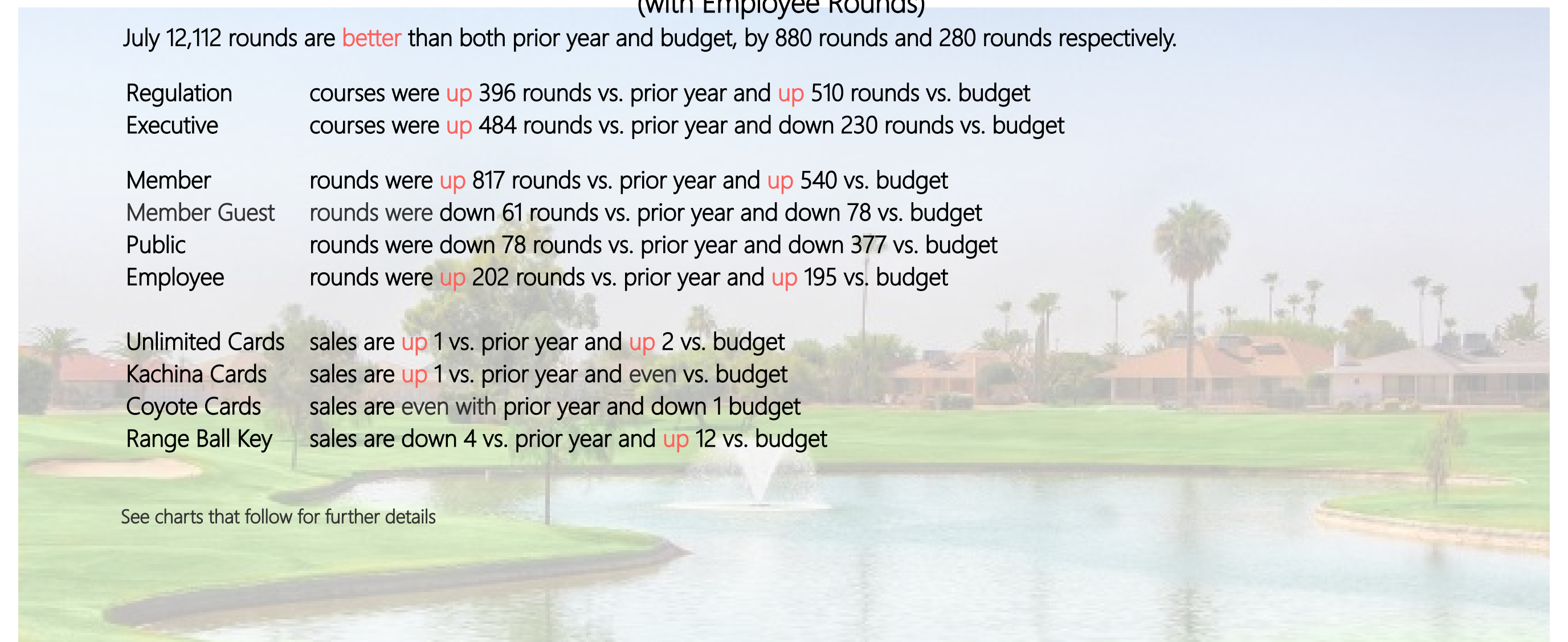
Monthly Golf Statistics

July Golf Report (with Employee Rounds)

July 12,112 rounds are **better** than both prior year and budget, by 880 rounds and 280 rounds respectively.

Regulation	courses were up 396 rounds vs. prior year and up 510 rounds vs. budget
Executive	courses were up 484 rounds vs. prior year and down 230 rounds vs. budget
Member	rounds were up 817 rounds vs. prior year and up 540 vs. budget
Member Guest	rounds were down 61 rounds vs. prior year and down 78 vs. budget
Public	rounds were down 78 rounds vs. prior year and down 377 vs. budget
Employee	rounds were up 202 rounds vs. prior year and up 195 vs. budget
Unlimited Cards	sales are up 1 vs. prior year and up 2 vs. budget
Kachina Cards	sales are up 1 vs. prior year and even vs. budget
Coyote Cards	sales are even with prior year and down 1 budget
Range Ball Key	sales are down 4 vs. prior year and up 12 vs. budget

See charts that follow for further details





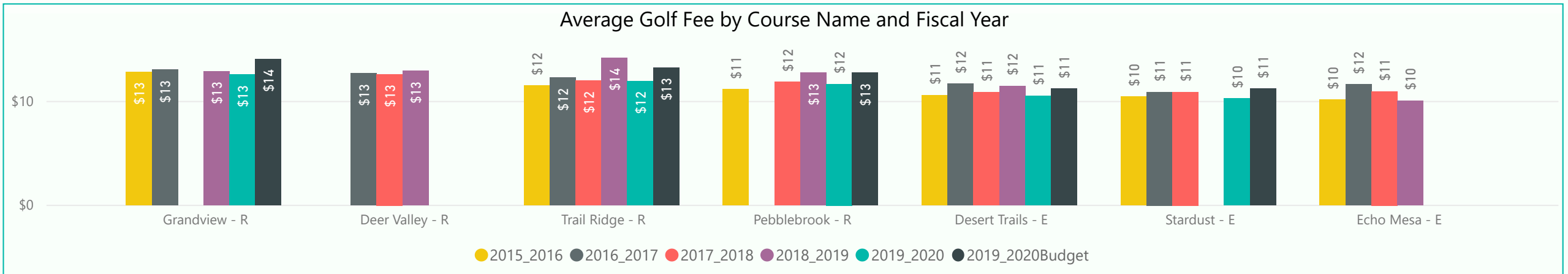
RECREATION CENTERS OF SUN CITY WEST, INC.

Monthly Golf Statistics

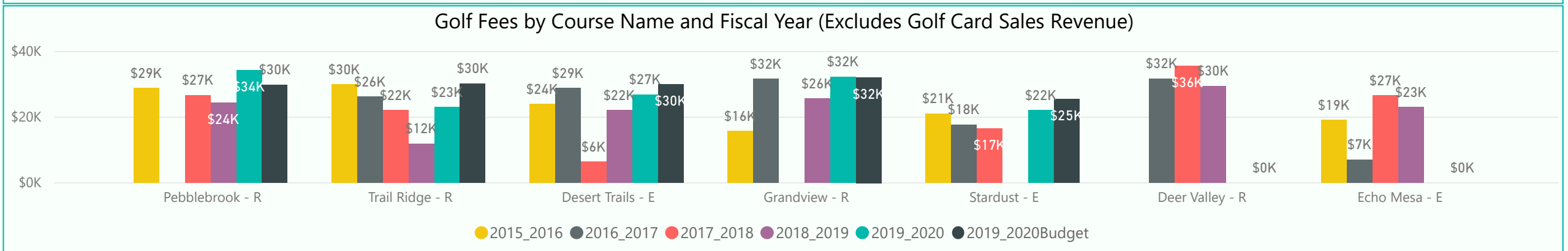
July Golf Fees \$1,812 higher than prior year

Echo Mesa and Deer Valley Courses Closed for Summer Maintenance

Average Golf Fee by Course Name and Fiscal Year



Golf Fees by Course Name and Fiscal Year (Excludes Golf Card Sales Revenue)



Average Golf Fee by Member Type (excludes Golf Card Sales Revenue)

golf graphs	2015_2016	2016_2017	2017_2018	2018_2019	2019_2020	2019_2020Budget
Employee	\$0.00	\$0.00	\$0.00	\$0.00	\$0.00	\$0.00
Member	\$10.46	\$11.14	\$10.87	\$10.95	\$10.79	\$11.12
Member Guest	\$19.33	\$21.45	\$23.78	\$24.46	\$23.82	\$23.10
Public	\$17.54	\$18.74	\$19.00	\$23.02	\$21.29	\$22.87
Total	\$11.06	\$12.20	\$11.72	\$12.18	\$11.44	\$12.48

Golf Fees by Member Type (Excludes Golf Card Sales Revenue)

golf graphs	2015_2016	2016_2017	2017_2018	2018_2019	2019_2020	2019_2020Budget
Employee	\$0	\$0	\$0	\$0	\$0	\$0
Member	\$102,095	\$96,326	\$95,989	\$96,544	\$103,922	\$101,051
Member Guest	\$10,690	\$9,589	\$10,558	\$11,593	\$9,839	\$11,342
Public	\$26,151	\$37,422	\$27,347	\$28,663	\$24,851	\$35,308
Total	\$138,936	\$143,337	\$133,893	\$136,800	\$138,612	\$147,701

golf graphs ▼

- Select all
- Employee
- Member
- Member Guest
- Public



RECREATION CENTERS OF SUN CITY WEST, INC. Monthly Golf Statistics

July Regulation Rounds Ahead of Prior Year and Budget, 396 and 510 respectively
Prime Time Rounds Up 248 vs. Budget and Up 507 vs. Prior Year

golf graphs ▼

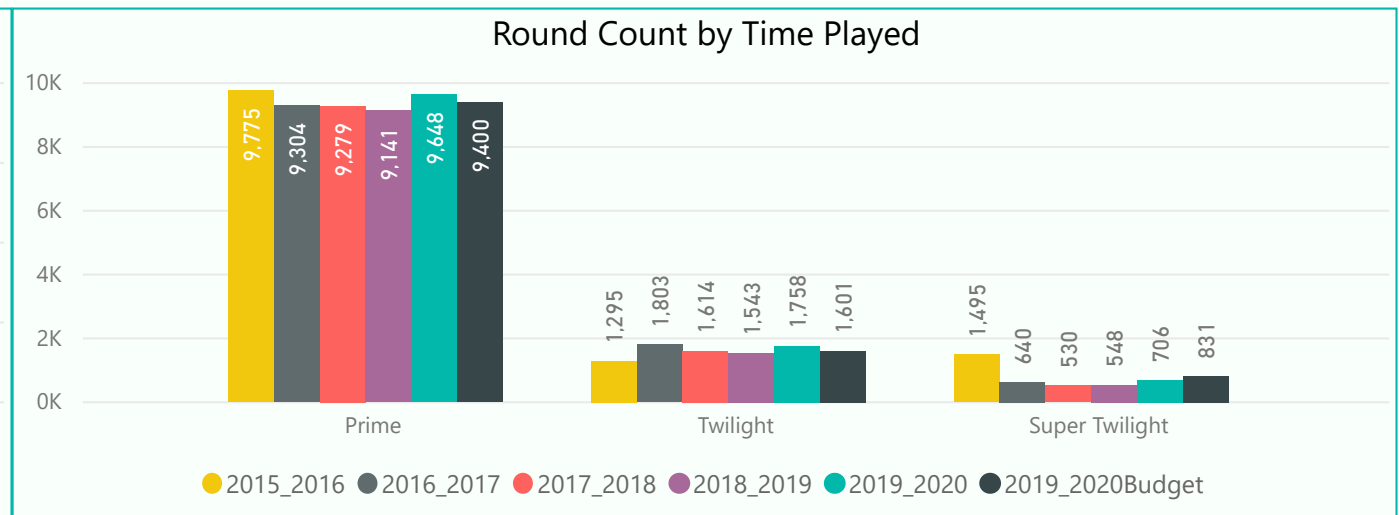
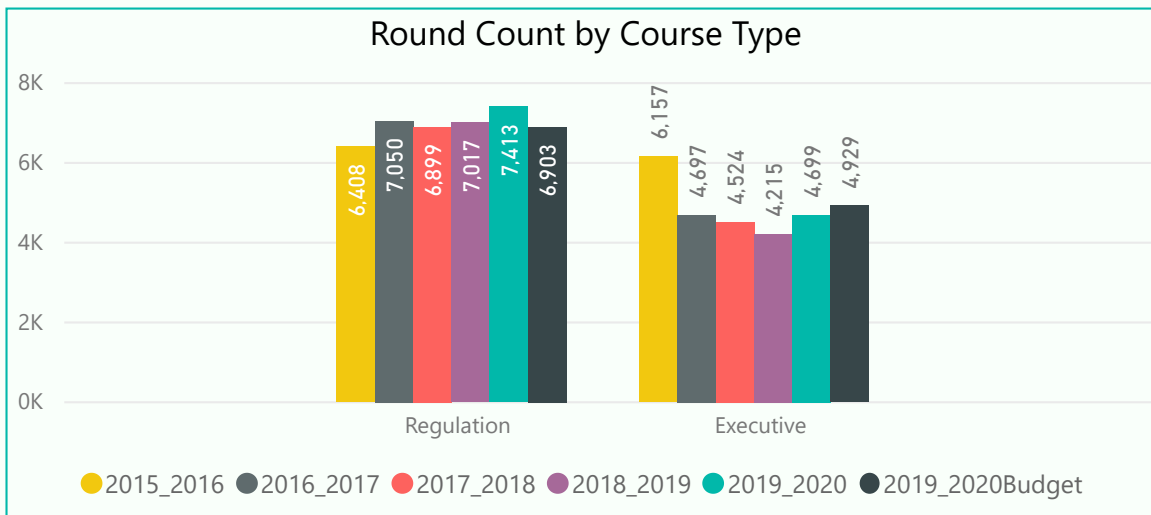
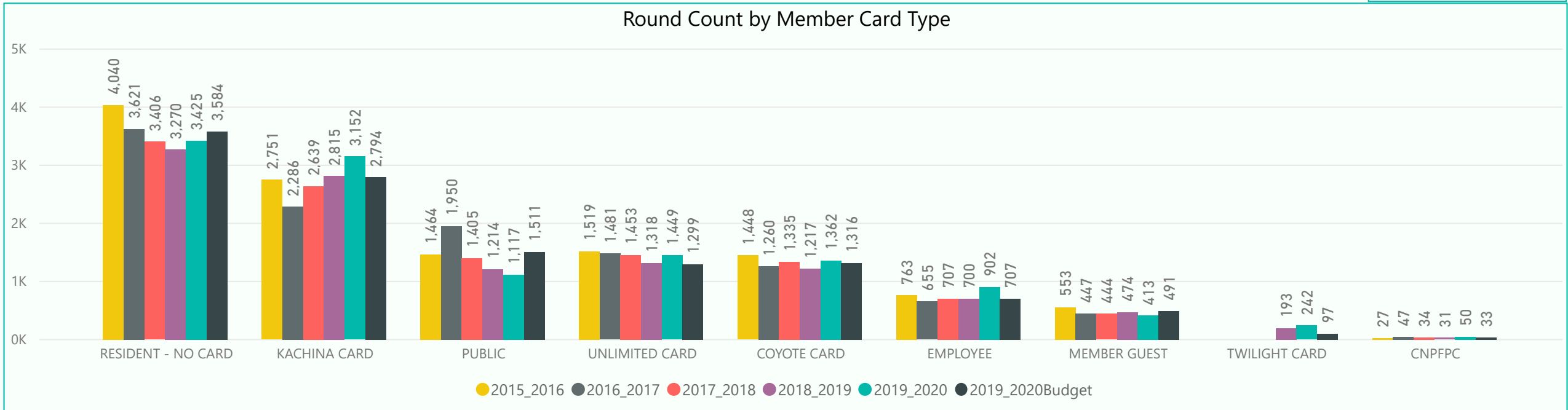
Select all

Employee

Member

Member Guest

Public





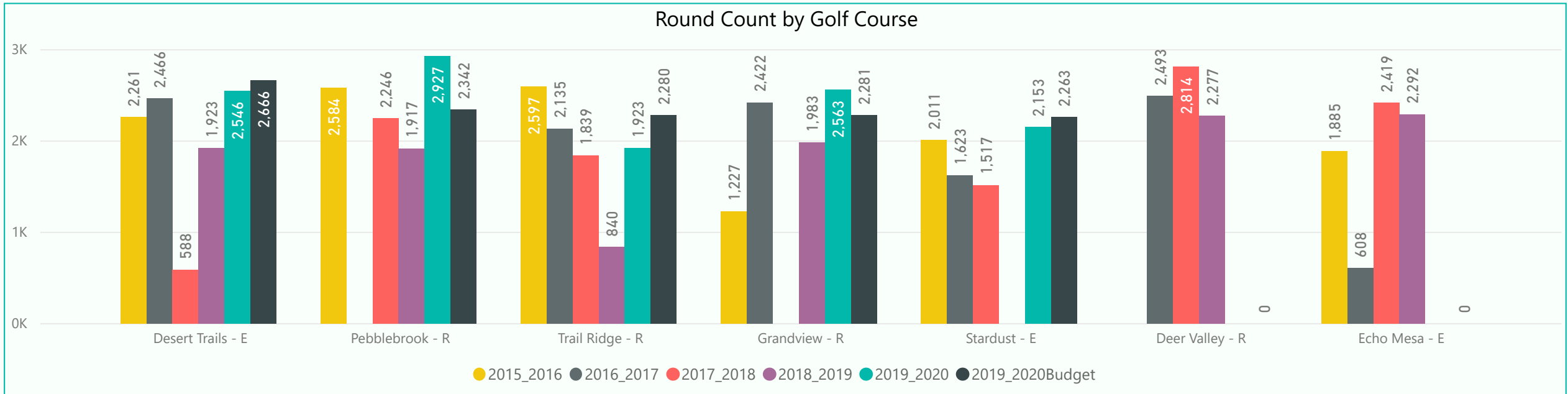
RECREATION CENTERS OF SUN CITY WEST, INC. Monthly Golf Statistics

Member Rounds higher than both Budget and Prior Year, 540 and 817 respectively
July sees Echo Mesa and Deer Valley Courses closed for Maintenance

golf graphs ▼

- Select all
- Employee
- Member
- Member Guest
- Public

Round Count by Golf Course



Course Type	2015_2016	2016_2017	2017_2018	2018_2019	2019_2020	2019_2020Budget
Executive	6,157	4,697	4,524	4,215	4,699	4,929
Regulation	6,408	7,050	6,899	7,017	7,413	6,903
Total	12,565	11,747	11,423	11,232	12,112	11,832

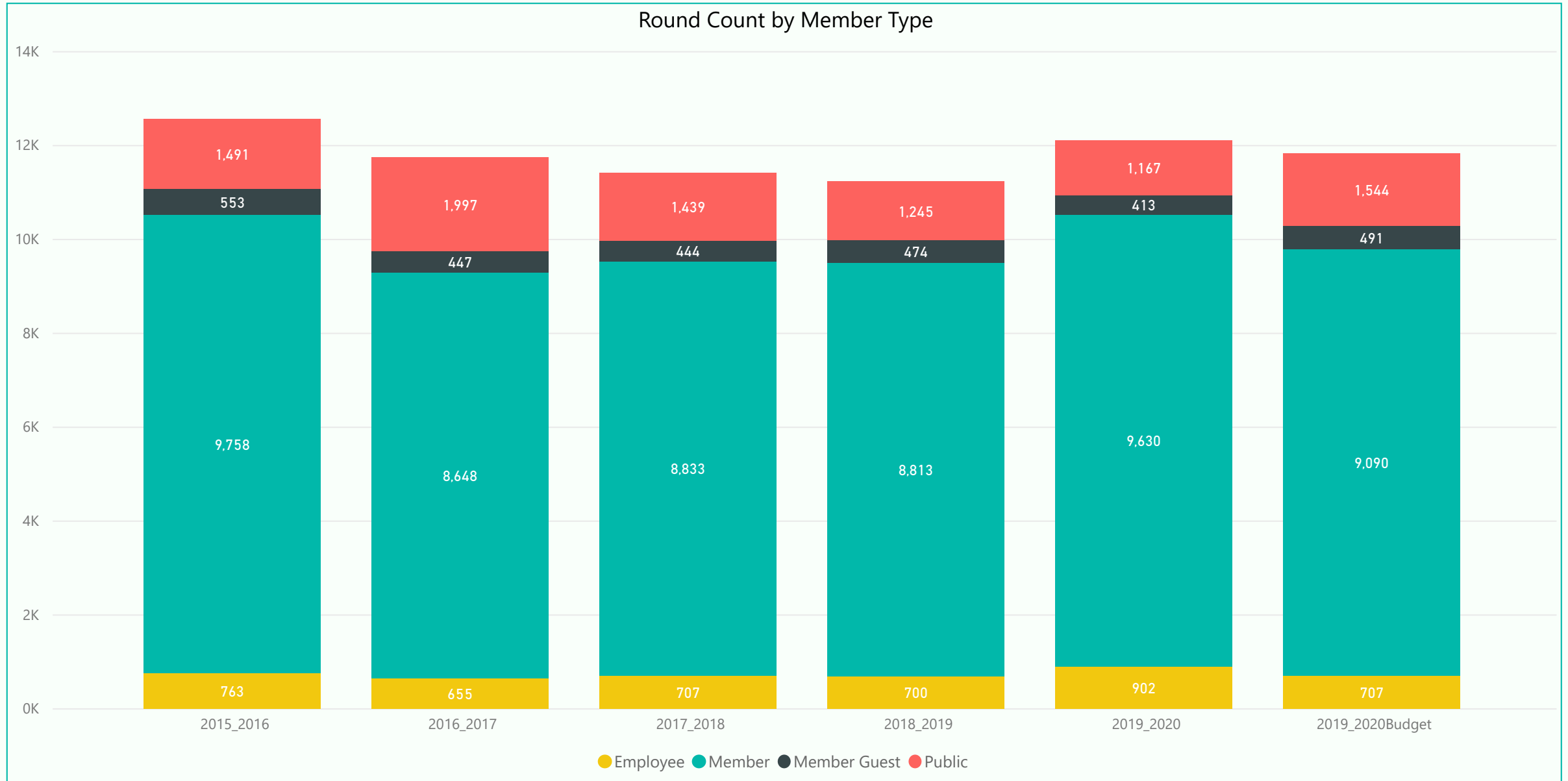
golf graphs	2015_2016	2016_2017	2017_2018	2018_2019	2019_2020	2019_2020Budget
Employee	763	655	707	700	902	707
Member	9,758	8,648	8,833	8,813	9,630	9,090
Member Guest	553	447	444	474	413	491
Public	1,491	1,997	1,439	1,245	1,167	1,544
Total	12,565	11,747	11,423	11,232	12,112	11,832



RECREATION CENTERS OF SUN CITY WEST, INC.

Monthly Golf Statistics

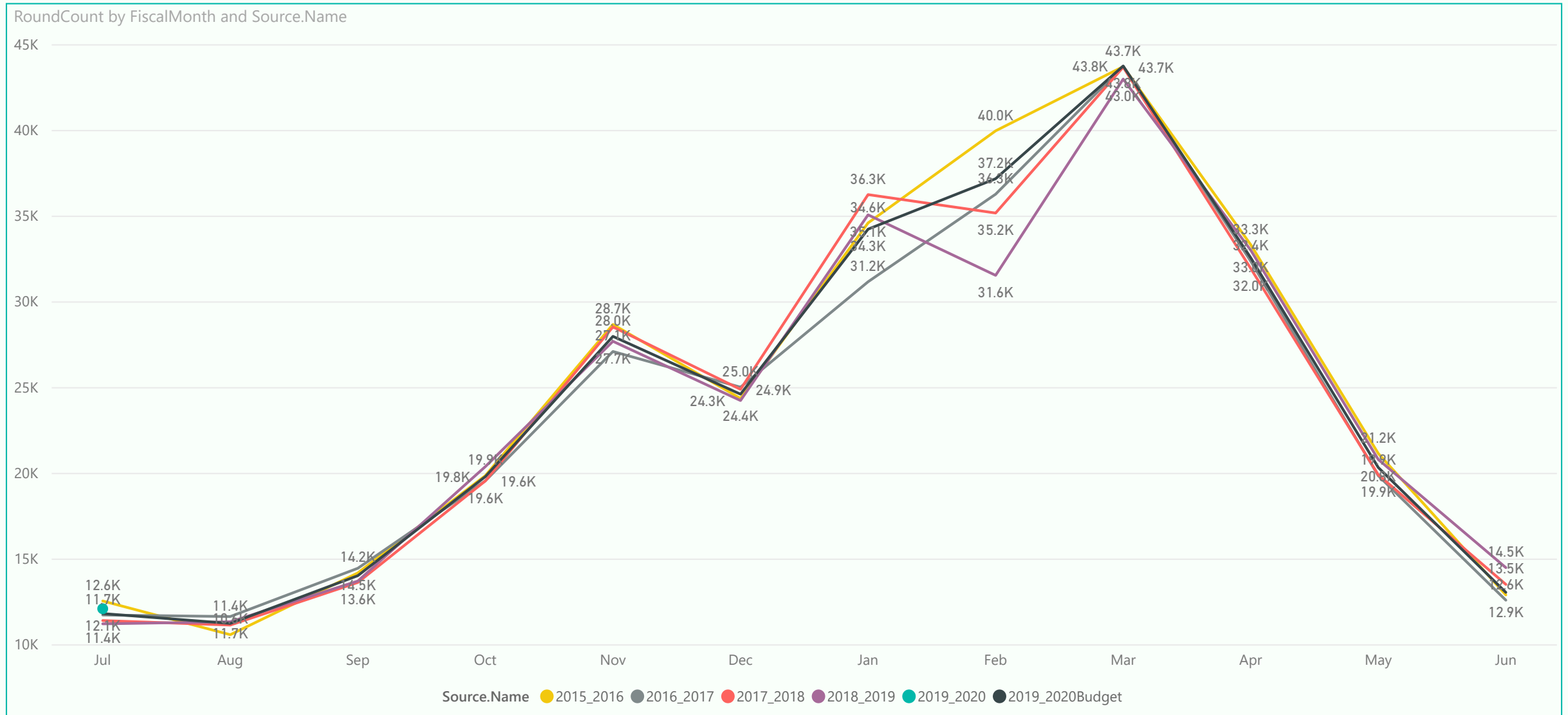
Member and Employee Round Counts are ahead of both Prior Year and Budget





RECREATION CENTERS OF SUN CITY WEST, INC. YTD Golf Statistics

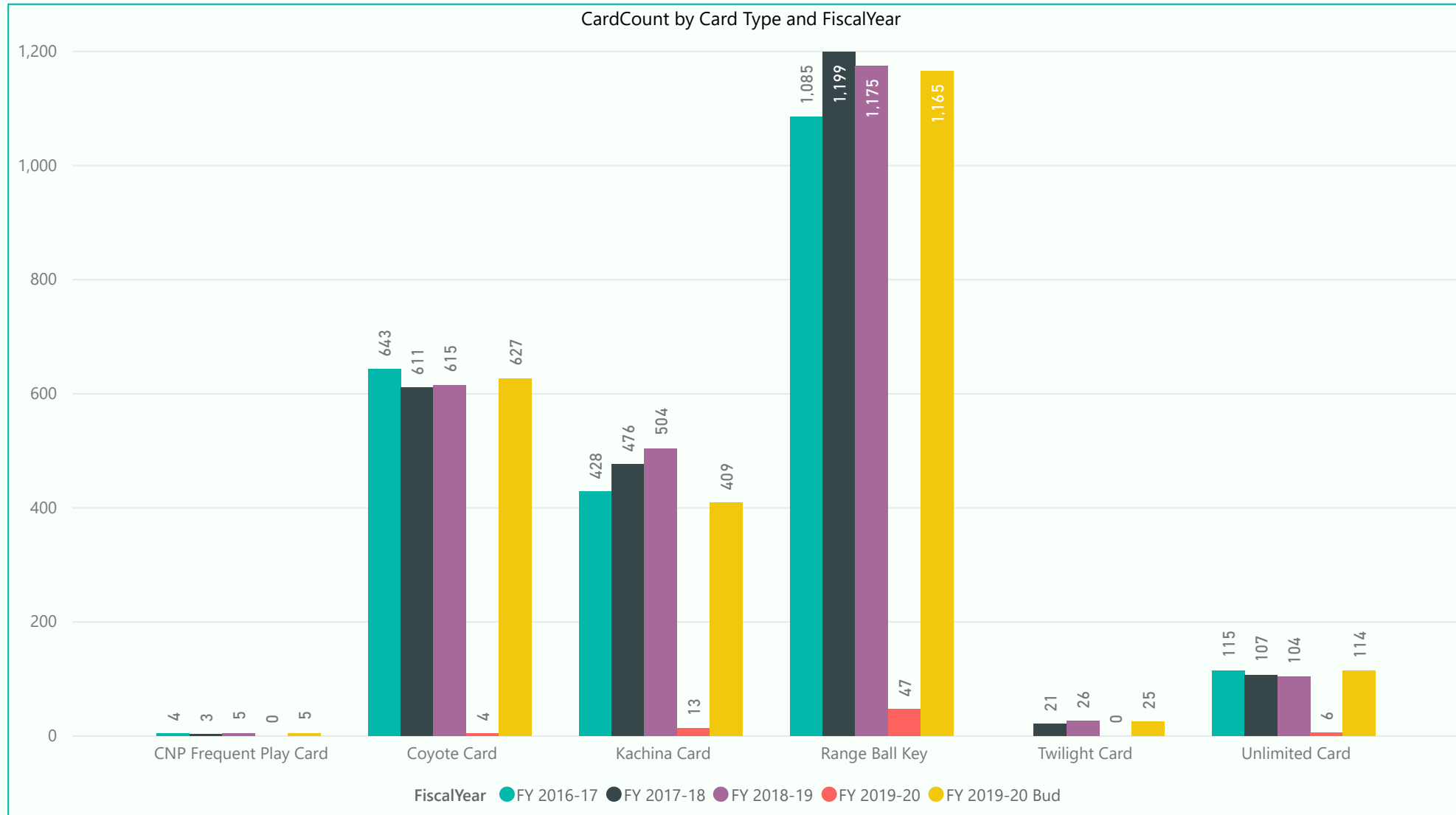
July 12,112 rounds are **better** than both prior year and budget, by 880 rounds and 280 rounds respectively.





RECREATION CENTERS OF SUN CITY WEST, INC. YTD Golf Statistics

All Card Sales running above Budget



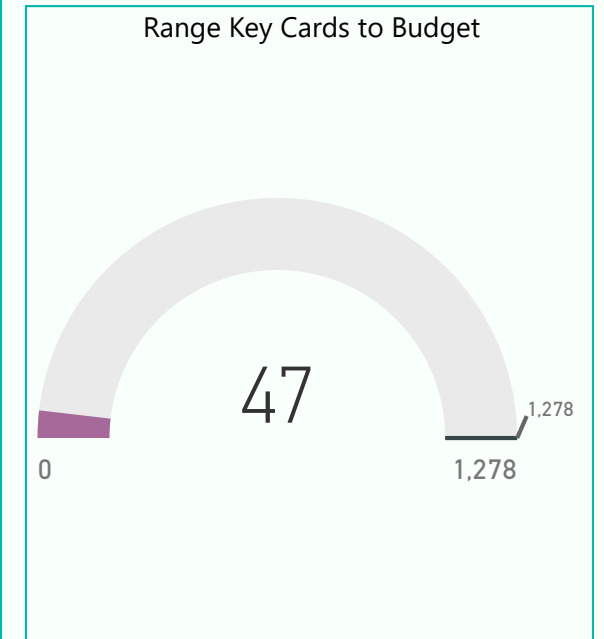
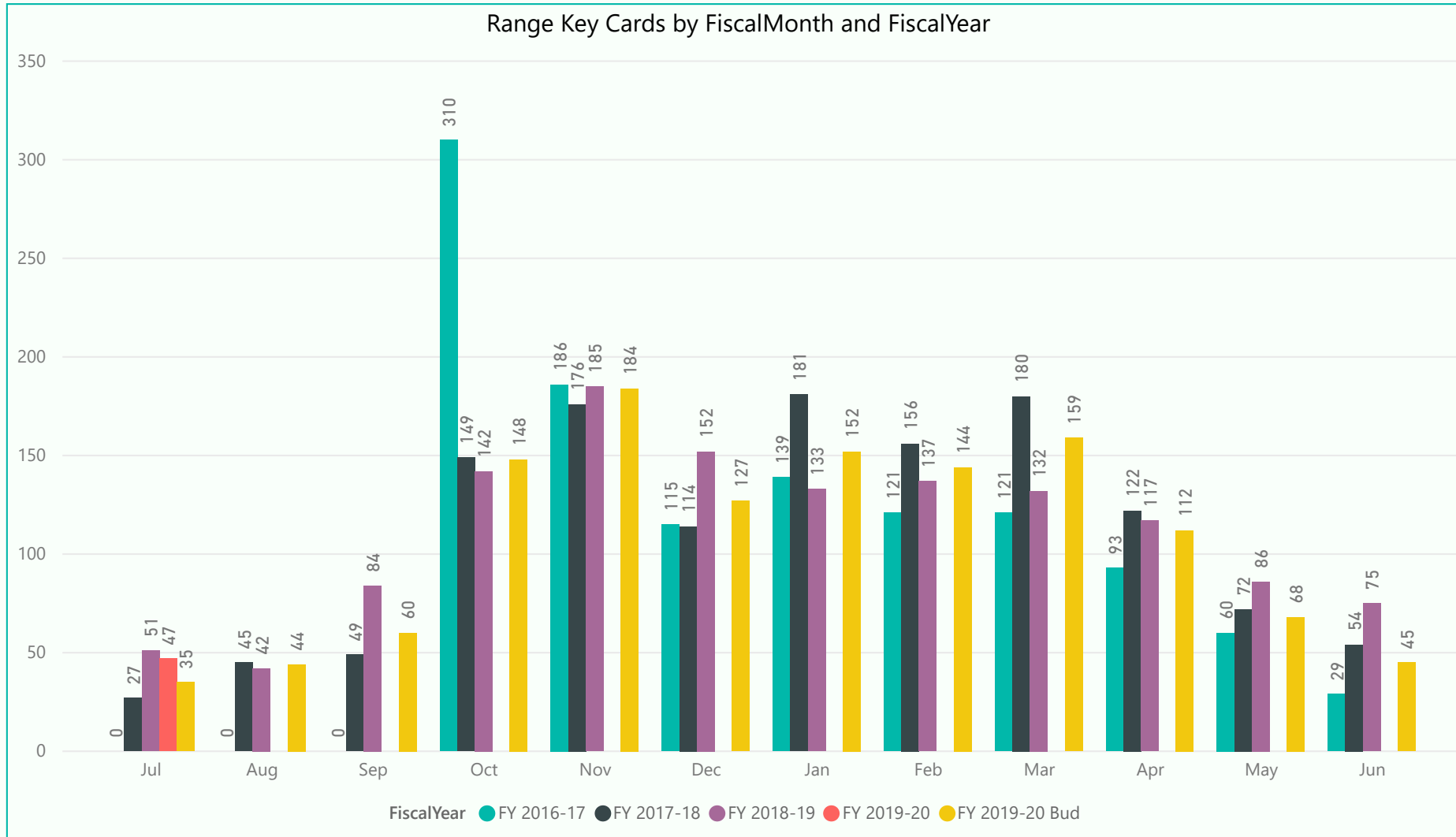
ItemDescription

- Select all
- CNP Frequent Play Card
- Coyote Card
- Kachina Card
- Range Ball Key
- Twilight Card
- Unlimited Card

Range Ball Key Program was introduced in October 2016



RECREATION CENTERS OF SUN CITY WEST, INC. YTD Golf Statistics



Range Ball Key Program was introduced in October 2016



RECREATION CENTERS OF SUN CITY WEST, INC. YTD Golf Statistics

