



RECREATION CENTERS OF SUN CITY WEST, INC.

Monthly Golf Statistics

January Golf Report

January 33,748 rounds are below prior year by 5,281 (-14%) and below budget by 274 rounds (-1%).

Regulation courses were down (3,179) rounds vs. prior year and down (428) rounds vs. budget

Executive courses were down (2,102) rounds vs. prior year and **up** 154 rounds vs. budget

Member rounds were down (3,837) rounds vs. prior year and **up** 264 vs. budget

Member Guest rounds were down (1,121) rounds vs. prior year and down (852) vs. budget

Public rounds were down (317) rounds vs. prior year and **up** 233 vs. budget

Employee rounds were down (6) rounds vs. prior year and **up** 81 vs. budget.

Unlimited Cards sales are **up** 11 vs. prior year and **up** 13 vs. budget

Kachina Cards sales are down (5) vs. prior year and down (1) vs. budget

Coyote Cards sales are down (13) vs. prior year and **up** 1 vs. budget

Range Ball Key sales are down (12) vs. prior year and **up** 83 vs. budget

There were 5 days of rainfall in January where a majority of the days were complete wash outs.

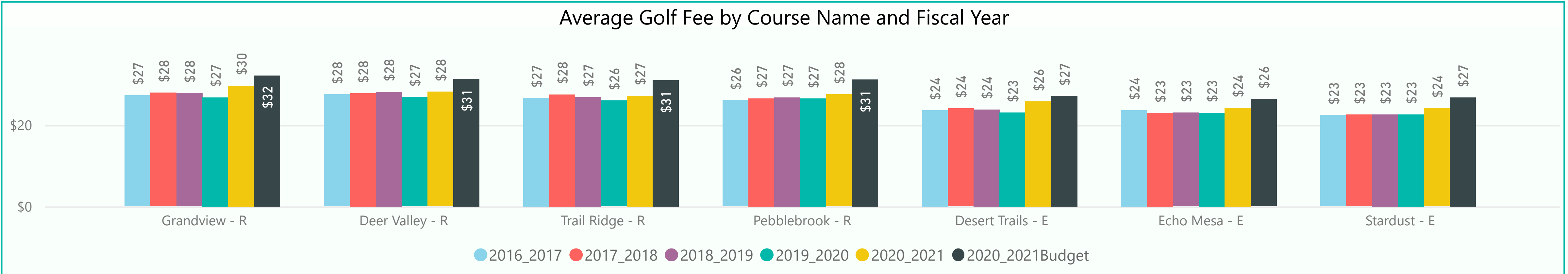
See charts that follow for further details



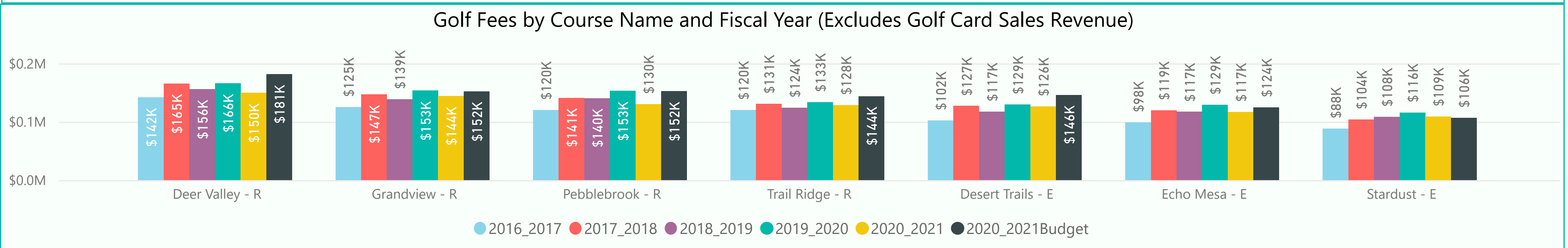
RECREATION CENTERS OF SUN CITY WEST, INC. Monthly Golf Statistics

Golf round revenue down \$75,546 (-8.36%) vs. prior year and down \$102,467 (-11.3%) vs. budget

Average Golf Fee by Course Name and Fiscal Year



Golf Fees by Course Name and Fiscal Year (Excludes Golf Card Sales Revenue)



Average Golf Fee by Member Type (excludes Golf Card Sales Revenue)

golf graphs	2016_2017	2017_2018	2018_2019	2019_2020	2020_2021	2020_2021Budget
Employee	\$0	\$6	\$6	\$6	\$5	\$10
Member	\$24	\$24	\$23	\$23	\$24	\$27
Member Guest	\$37	\$39	\$40	\$40	\$45	\$46
Public	\$35	\$39	\$38	\$36	\$44	\$45
Total	\$25	\$26	\$26	\$25	\$27	\$30

Golf Fees by Member Type (Excludes Golf Card Sales Revenue)

golf graphs	2016_2017	2017_2018	2018_2019	2019_2020	2020_2021	2020_2021Budget
Employee	\$0	\$6,780	\$5,720	\$6,250	\$5,424	\$10,066
Member	\$590,211	\$686,910	\$651,346	\$712,096	\$658,155	\$719,276
Member Guest	\$97,993	\$113,674	\$117,512	\$123,078	\$89,227	\$130,185
Public	\$106,806	\$126,431	\$126,193	\$137,382	\$150,455	\$146,200
Total	\$795,010	\$933,795	\$900,771	\$978,806	\$903,260	\$1,005,727

golf graphs

- Select all
- Employee
- Member
- Member Gu...
- Public



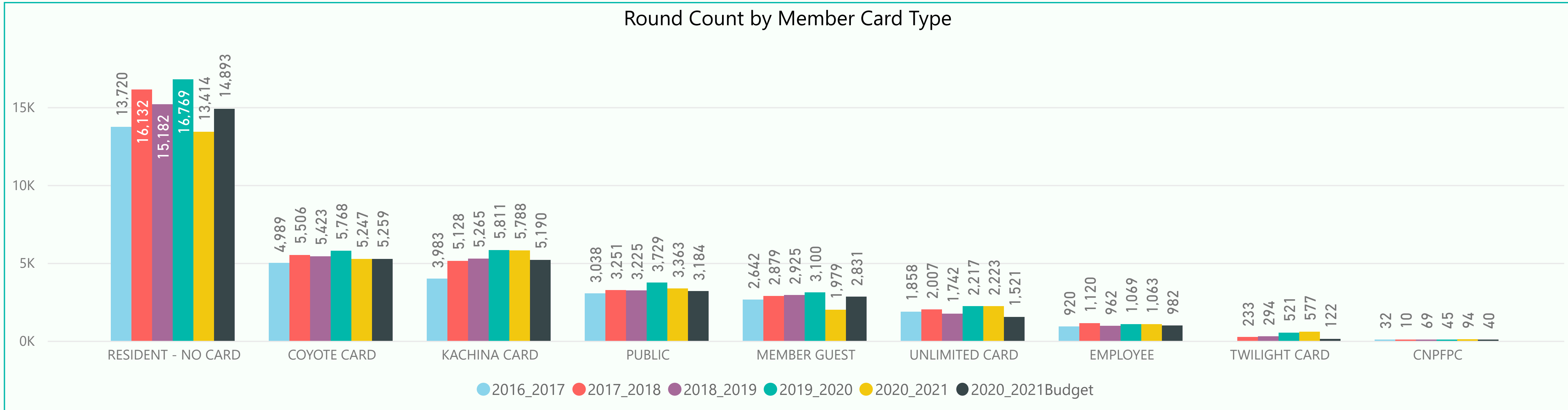
RECREATION CENTERS OF SUN CITY WEST, INC.

Monthly Golf Statistics

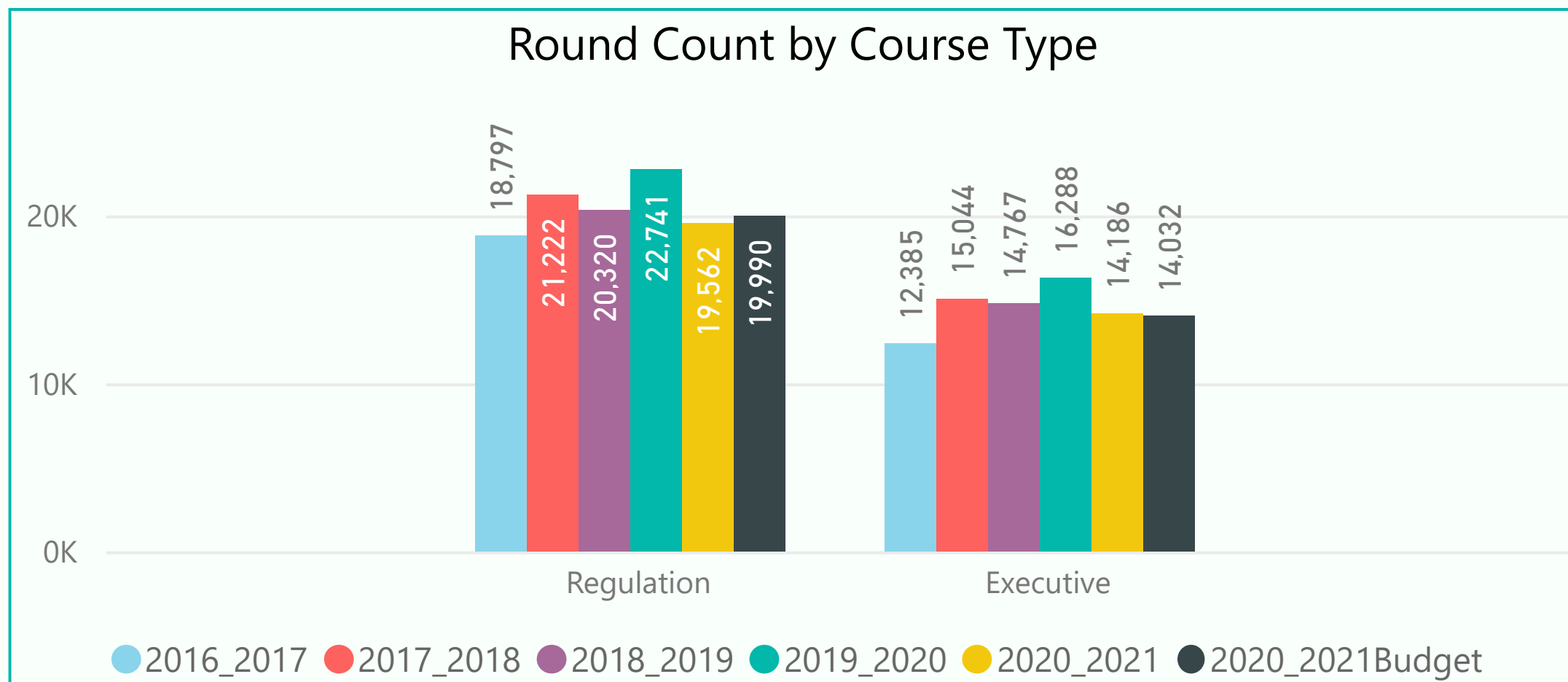
Round Counts by Executive vs Regulation are almost even with budget but below prior year.
Twilight and Super Twilight rounds are higher vs. Prior Year and Budget

- golf graphs
- Select all
 - Employee
 - Member
 - Member Guest
 - Public

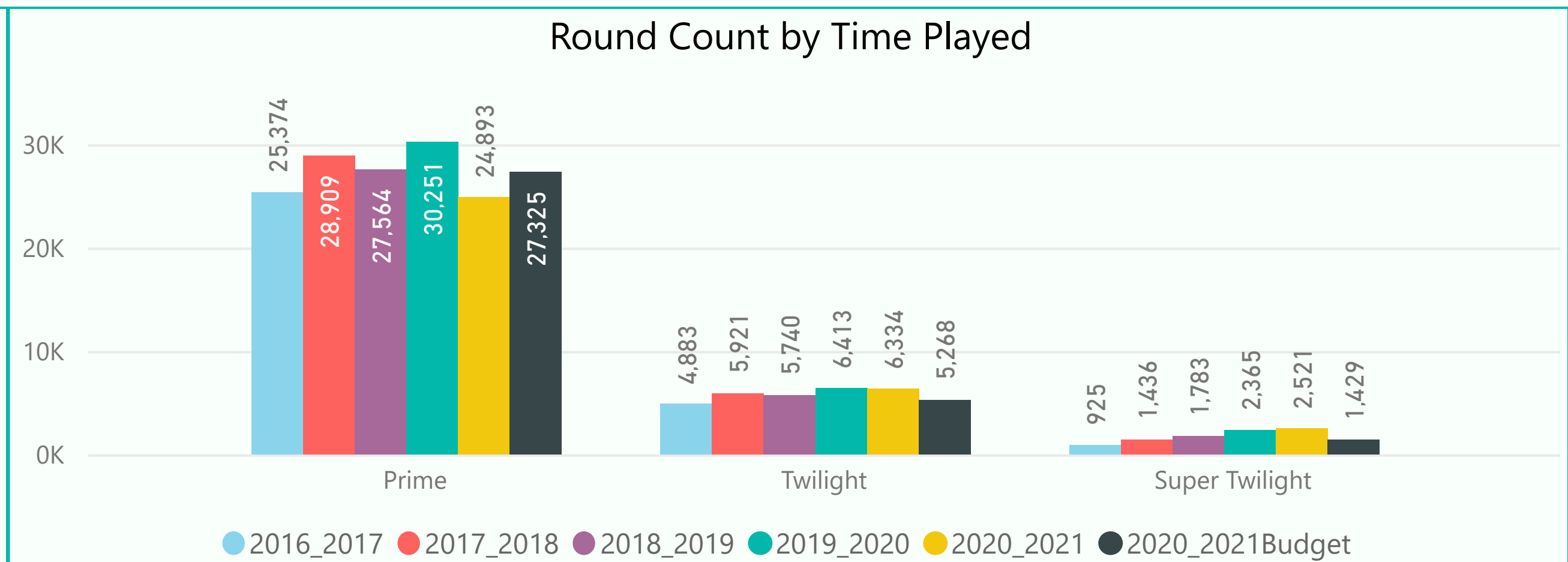
Round Count by Member Card Type



Round Count by Course Type



Round Count by Time Played

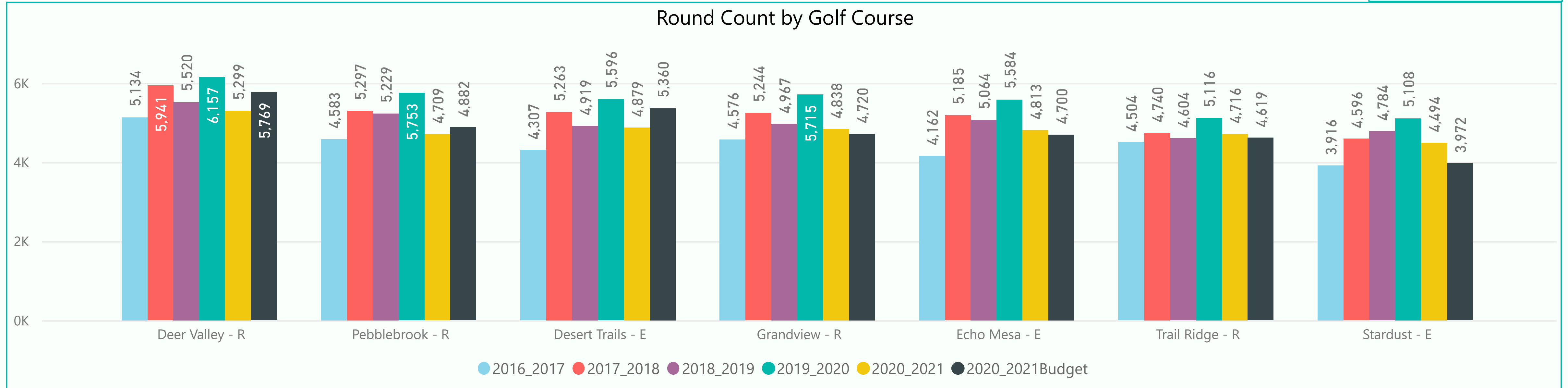




RECREATION CENTERS OF SUN CITY WEST, INC. Monthly Golf Statistics

The new graph below displays the differences between fiscal years (i.e. 2019-2020, 2020-2021 & budget).
Also a graph for displaying their gender is now available as well.

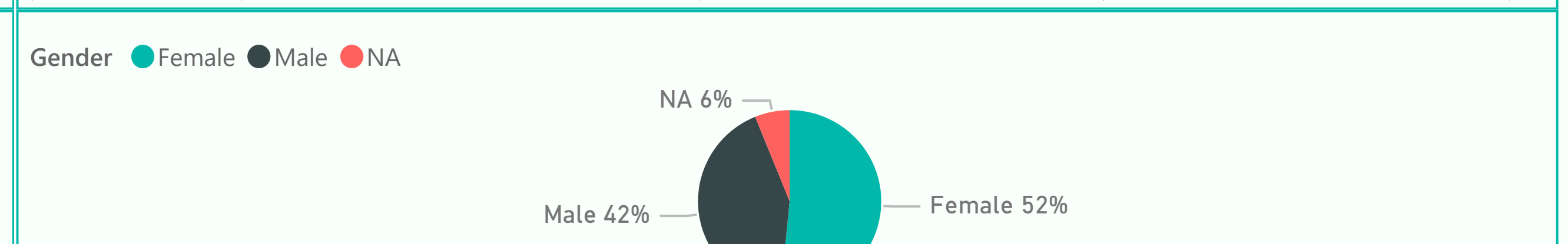
- golf graphs
- Select all
- Employee
- Member
- Member Guest
- Public



golf graphs	2016_2017	2017_2018	2018_2019	2019_2020	2020_2021	2020_2021Budget
Employee	920	1,120	962	1,069	1,063	982
Member	24,550	29,006	27,906	31,086	27,249	26,985
Member Guest	2,642	2,879	2,925	3,100	1,979	2,831
Public	3,070	3,261	3,294	3,774	3,457	3,224
Total	31,182	36,266	35,087	39,029	33,748	34,022

golf graphs	FY 19-20	FY 20-21	CY vs PY	% CY vs PY	FY 20-21 Budget	CY vs Budget	% CY vs Budget
Employee	1,069	1,063	-6	-1%	982	81	8%
Member	31,086	27,249	-3,837	-12%	26,985	264	1%
Member Guest	3,100	1,979	-1,121	-36%	2,831	-852	-30%
Public	3,774	3,457	-317	-8%	3,224	233	7%
Total	39,029	33,748	-5,281	-14%	34,022	-274	-1%

Course Type	2016_2017	2017_2018	2018_2019	2019_2020	2020_2021	2020_2021Budget
Executive	12,385	15,044	14,767	16,288	14,186	14,032
Regulation	18,797	21,222	20,320	22,741	19,562	19,990
Total	31,182	36,266	35,087	39,029	33,748	34,022

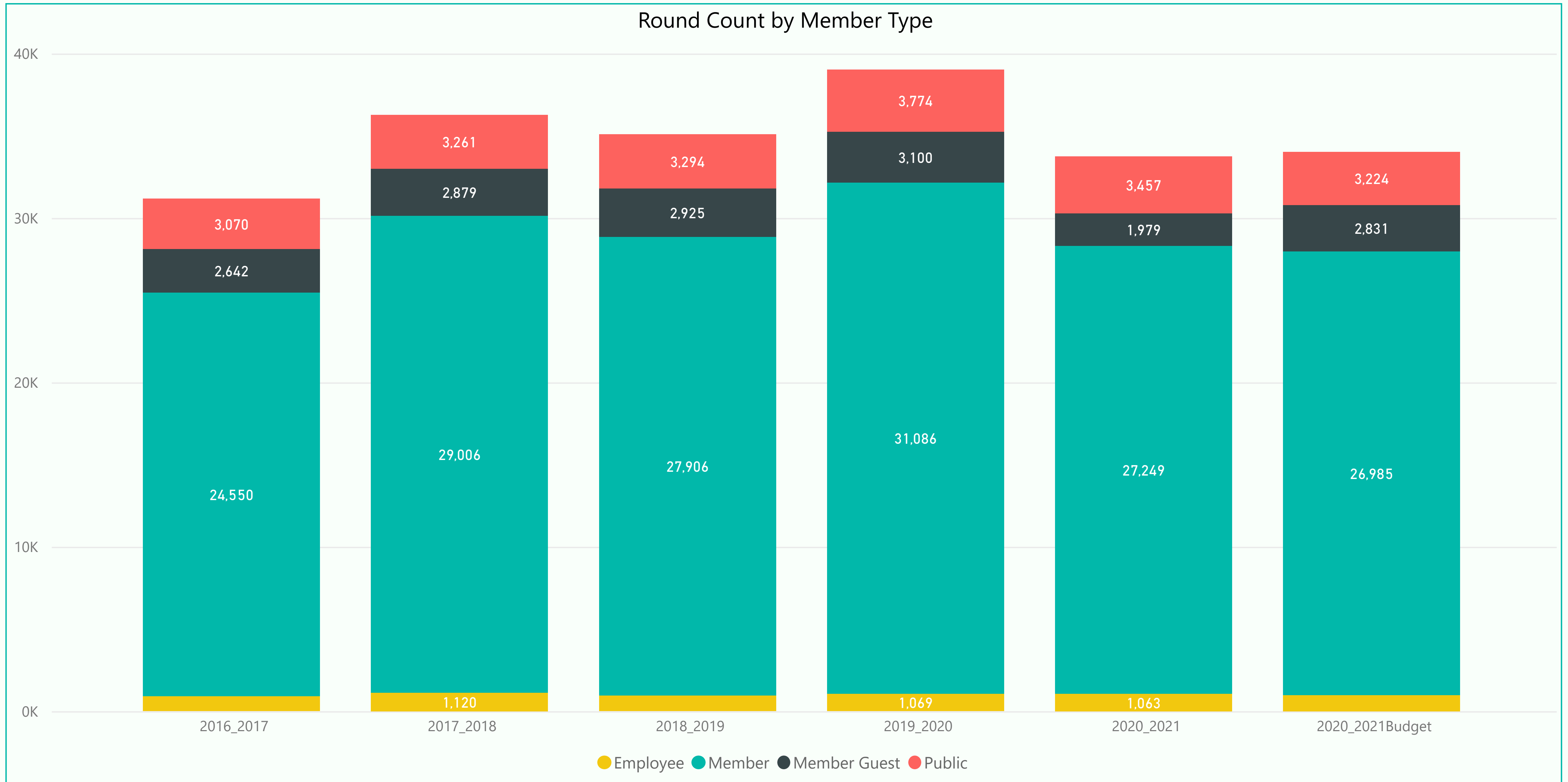




RECREATION CENTERS OF SUN CITY WEST, INC.

Monthly Golf Statistics

Member and Employee rounds exceeded both prior year and budget





RECREATION CENTERS OF SUN CITY WEST, INC.

FYTD Golf Statistics

January Fiscal Year to Date

2020-21 Fiscal Year to Date 164,754 rounds are **up** 16,721 rounds vs. prior year (13.0%) and **up** 21,057 rounds vs. budget (14.6%).

Regulation courses were **up** 11,464 rounds vs. prior year and **up** 14,821 rounds vs. budget
 Executive courses were **up** 5,257 rounds vs. prior year and **up** 6,236 rounds vs. budget

Member rounds were **up** 15,973 rounds vs. prior year and **up** 20,973 vs. budget
 Member Guest rounds were down (1,291) rounds vs. prior year and down (1,473) vs. budget
 Public rounds were **up** 1,168 rounds vs. prior year and **up** 328 vs. budget
 Employee rounds were **up** 871 rounds vs. prior year and **up** 1,229 vs. budget

Unlimited Cards sales are down (40) vs. prior year and down (17) vs. budget
 Kachina Cards sales are down (105) vs. prior year and down (84) vs. budget
 Coyote Cards sales are down (131) vs. prior year and down (139) vs. budget

Range Ball Key sales are down (550) vs. prior year and down (161) vs. budget

Significant Course Closures:

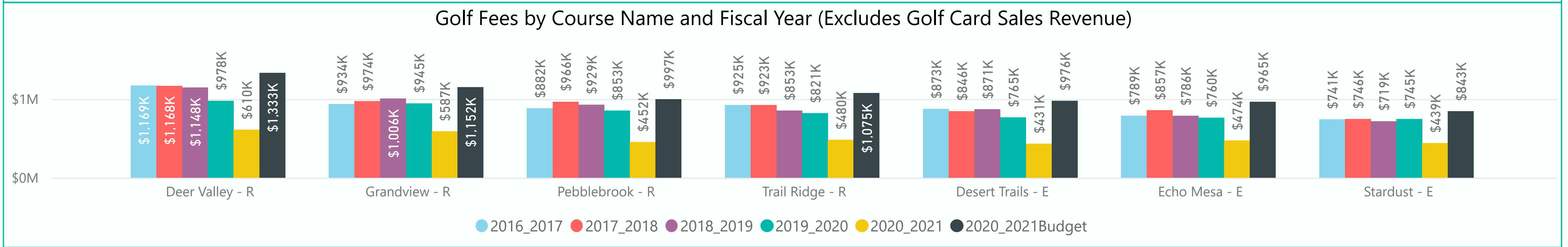
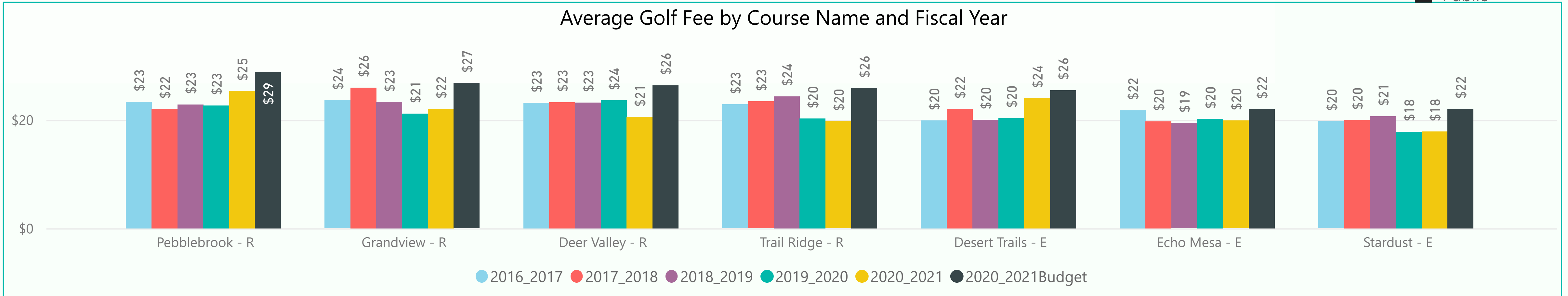
	Fall Over-seeding	Summer Closure	COVID-19 Closure
Pebblebrook (R)	Sep 24 - Oct 20, 2020	May 26 - Oct 19, 2020	Apr 14 - May 03, 2020 All Courses
Stardust (E)	Oct 22 - Nov 17, 2020	May 28 - Oct 16, 2018	
Grandview (R)	Sep 24 - Oct 20, 2020	May 29 - Oct 17, 2020	
Echo Mesa (E)	Sep 24 - Oct 20, 2020	May 28 - Oct 23, 2019	Jul 27 - Aug 16, 2020 Lack of Maintenance Crew
Trail Ridge (R)	Oct 22 - Nov 12, 2020	Jul 16 - Oct 16, 2018	
Deer Valley (R)	Oct 22 - Nov 12, 2020	Jul 1 - Oct 23, 2019	
Desert Trails (E)	Sep 24 - Oct 20, 2020	May 26 - Oct 19, 2020	



RECREATION CENTERS OF SUN CITY WEST, INC.

FYTD Golf Statistics

- golf graphs
- Employee
- Member
- Member Guest
- Public



Average Golf Fee by Member Type (excludes Golf Card Sales Revenue)

golf graphs	2016_2017	2017_2018	2018_2019	2019_2020	2020_2021	2020_2021Budget
Employee	\$0	\$3	\$3	\$3	\$3	\$6
Member	\$21	\$20	\$20	\$19	\$19	\$23
Member Guest	\$34	\$37	\$37	\$37	\$40	\$43
Public	\$31	\$34	\$33	\$33	\$35	\$39
Total	\$22	\$22	\$22	\$21	\$21	\$25

Golf Fees by Member Type (Excludes Golf Card Sales Revenue)

golf graphs	2016_2017	2017_2018	2018_2019	2019_2020	2020_2021	2020_2021Budget
Public	\$1,051,583	\$1,029,404	\$983,707	\$837,367	\$540,731	\$1,249,248
Member Guest	\$771,183	\$826,841	\$854,247	\$657,696	\$299,691	\$971,355
Member	\$4,489,469	\$4,586,371	\$4,440,071	\$4,345,018	\$2,614,129	\$5,058,567
Employee	\$0	\$35,490	\$32,890	\$28,550	\$18,546	\$60,021
Total	\$6,312,235	\$6,478,106	\$6,310,914	\$5,868,631	\$3,473,097	\$7,339,191

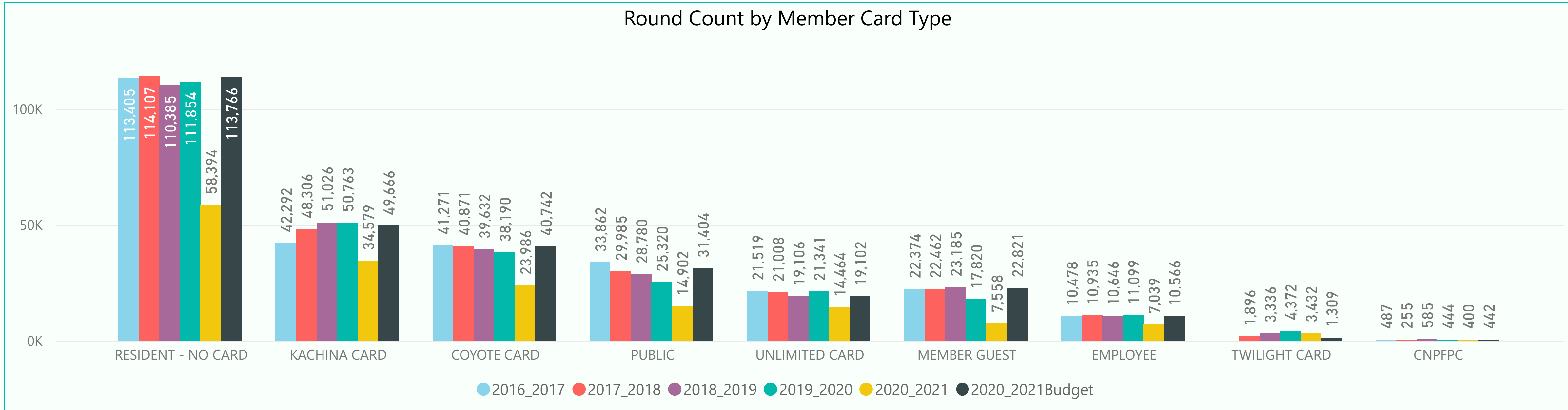


RECREATION CENTERS OF SUN CITY WEST, INC.

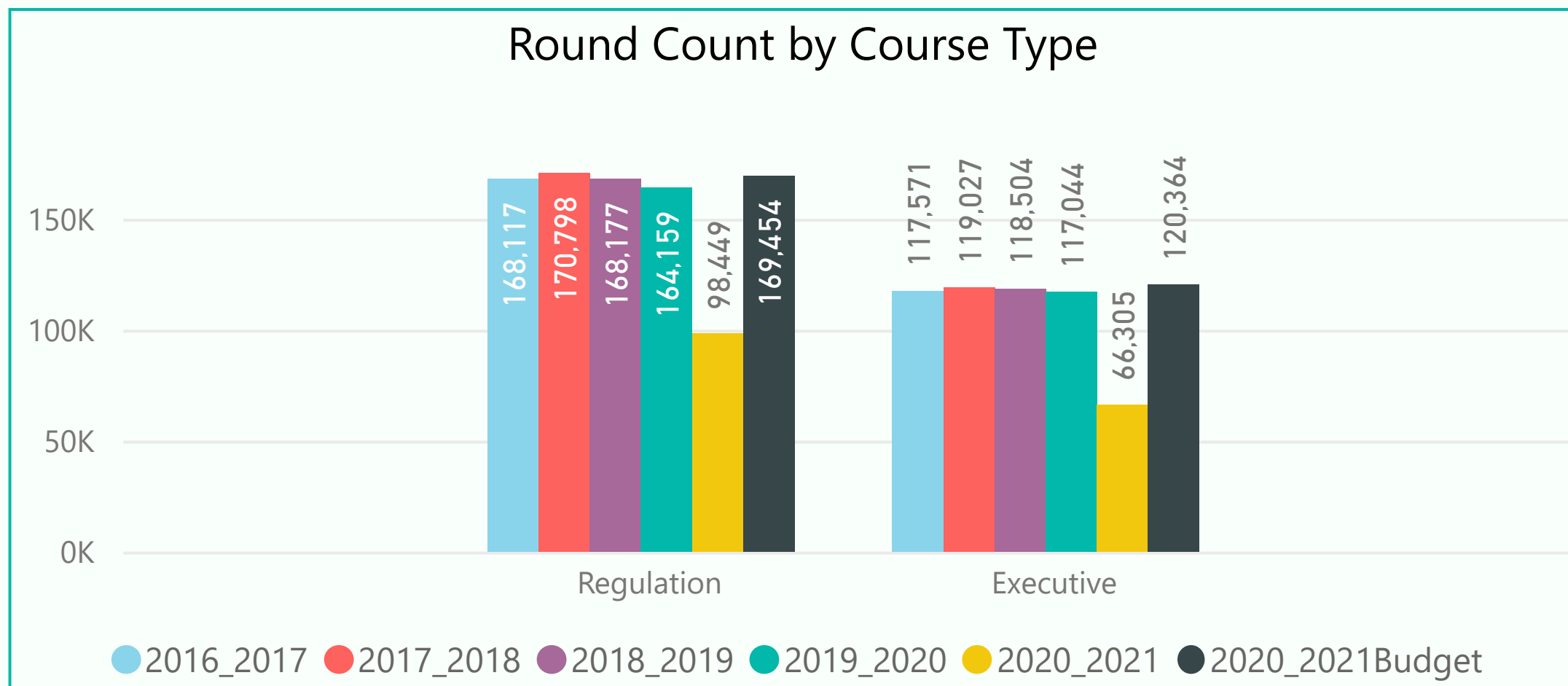
FYTD Golf Statistics

- golf graphs
- Select all
 - Employee
 - Member
 - Member Guest
 - Public

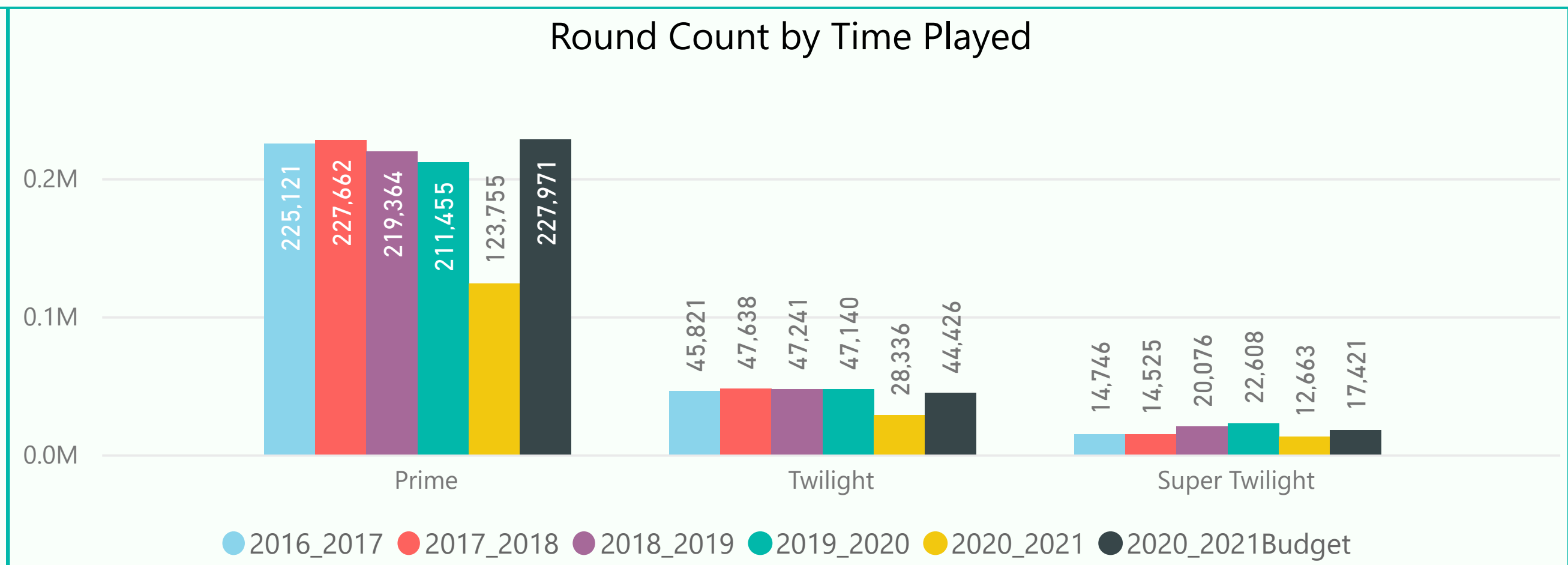
Round Count by Member Card Type



Round Count by Course Type



Round Count by Time Played

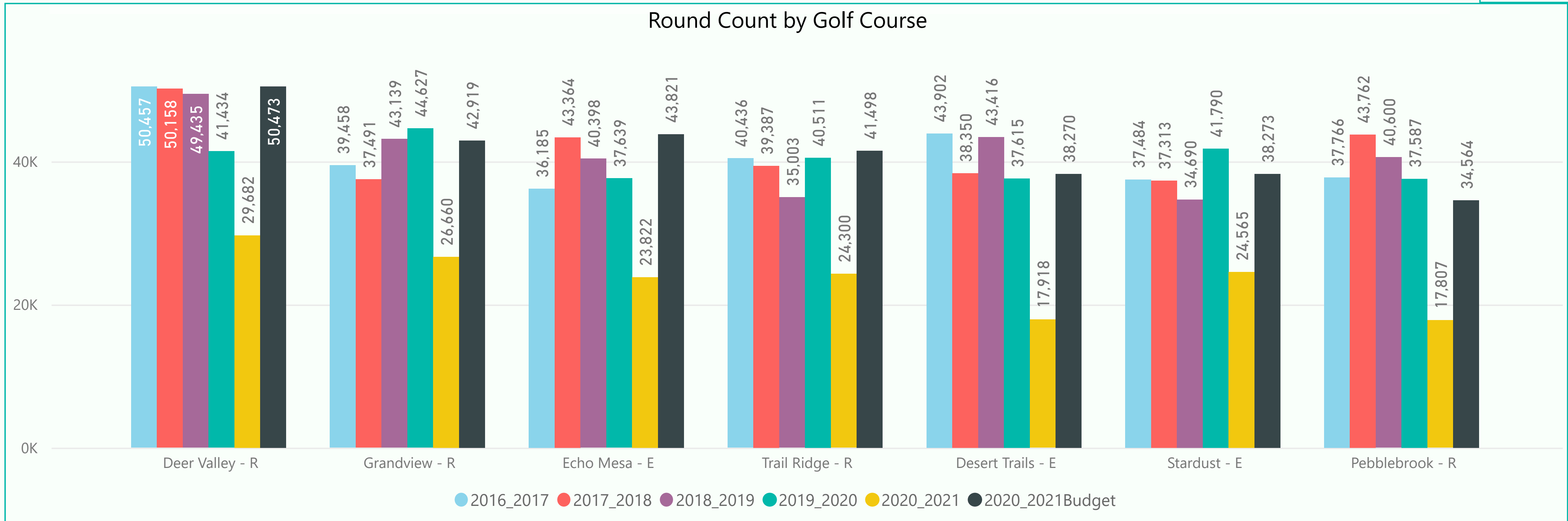




RECREATION CENTERS OF SUN CITY WEST, INC.

FYTD Golf Statistics

- golf graphs
- Select all
- Employee
- Member
- Member Guest
- Public

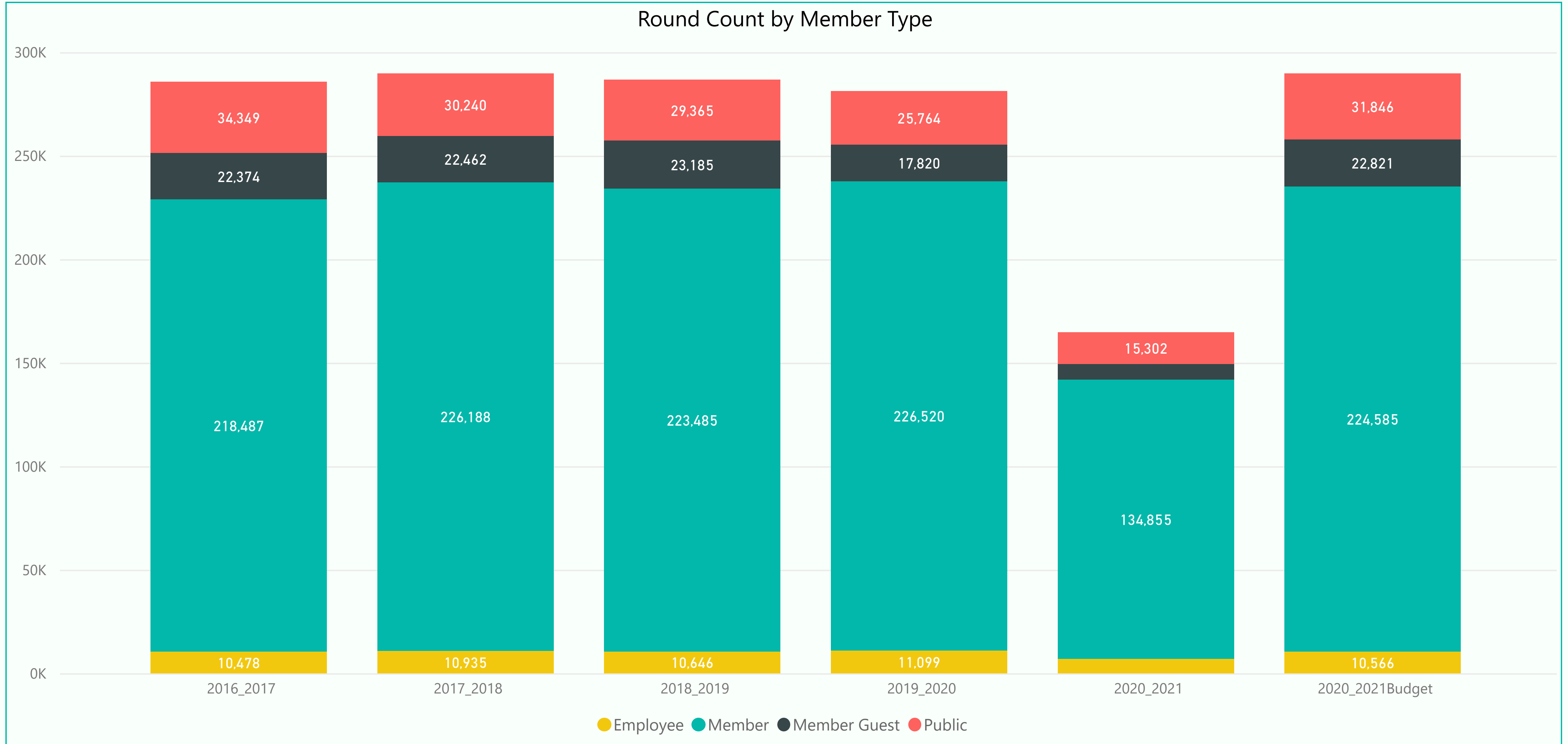


Course Type	2016_2017	2017_2018	2018_2019	2019_2020	2020_2021	2020_2021Budget
Executive	117,571	119,027	118,504	117,044	66,305	120,364
Regulation	168,117	170,798	168,177	164,159	98,449	169,454
Total	285,688	289,825	286,681	281,203	164,754	289,818

golf graphs	2016_2017	2017_2018	2018_2019	2019_2020	2020_2021	2020_2021Budget
Employee	10,478	10,935	10,646	11,099	7,039	10,566
Member	218,487	226,188	223,485	226,520	134,855	224,585
Member Guest	22,374	22,462	23,185	17,820	7,558	22,821
Public	34,349	30,240	29,365	25,764	15,302	31,846
Total	285,688	289,825	286,681	281,203	164,754	289,818



RECREATION CENTERS OF SUN CITY WEST, INC. FYTD Golf Statistics





RECREATION CENTERS OF SUN CITY WEST, INC.

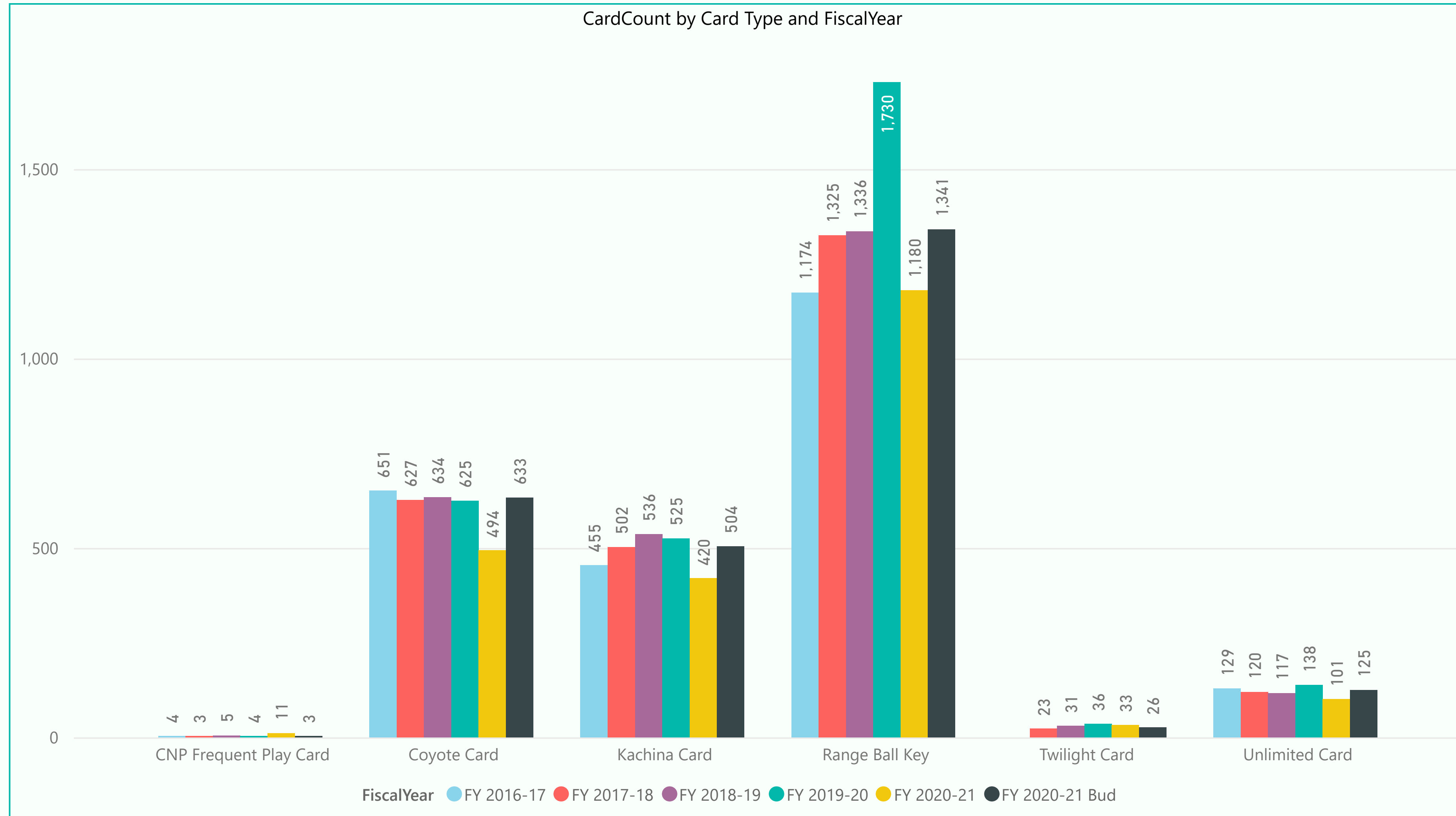
FYTD Golf Statistics





RECREATION CENTERS OF SUN CITY WEST, INC.

FYTD Golf Statistics



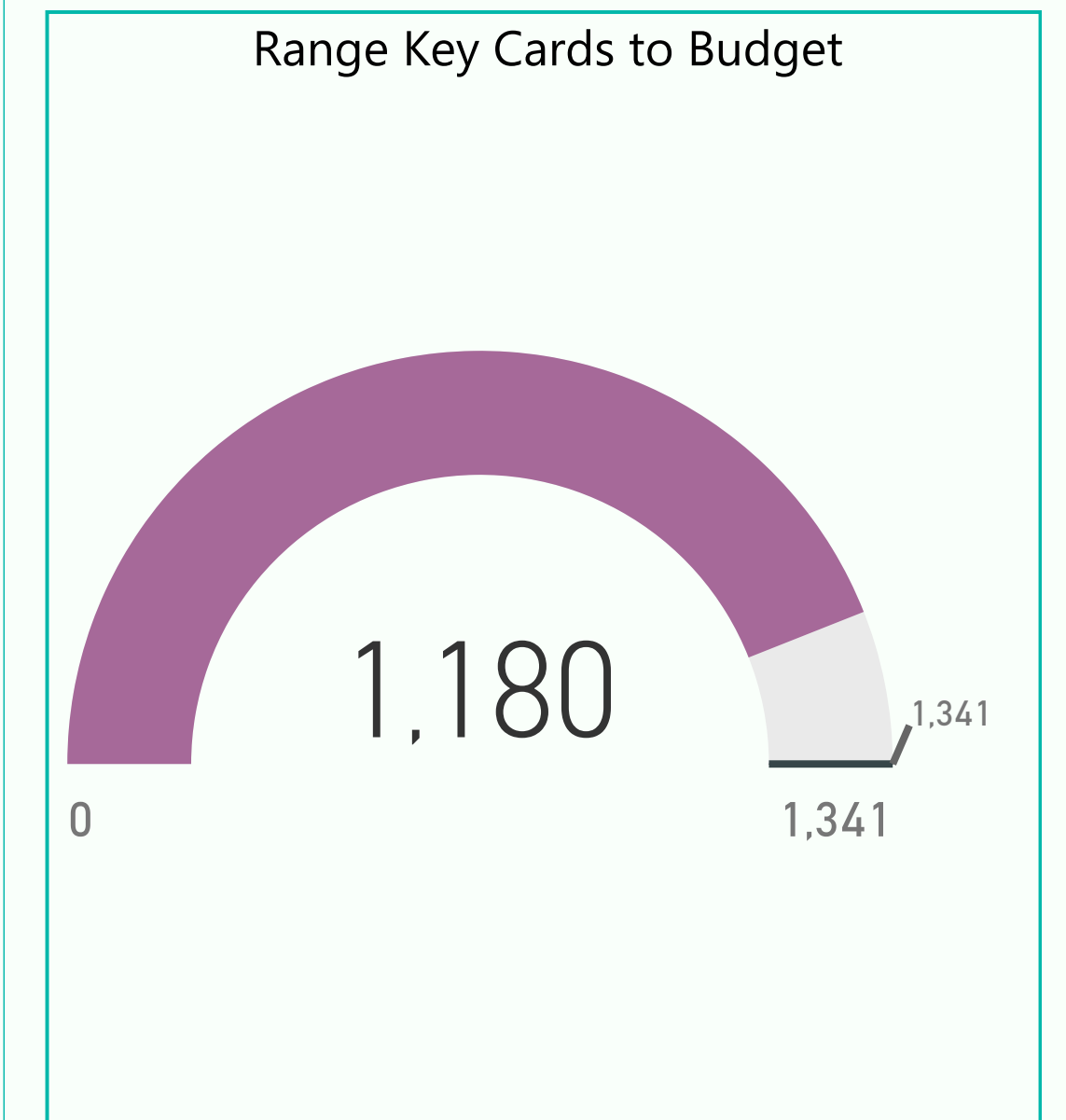
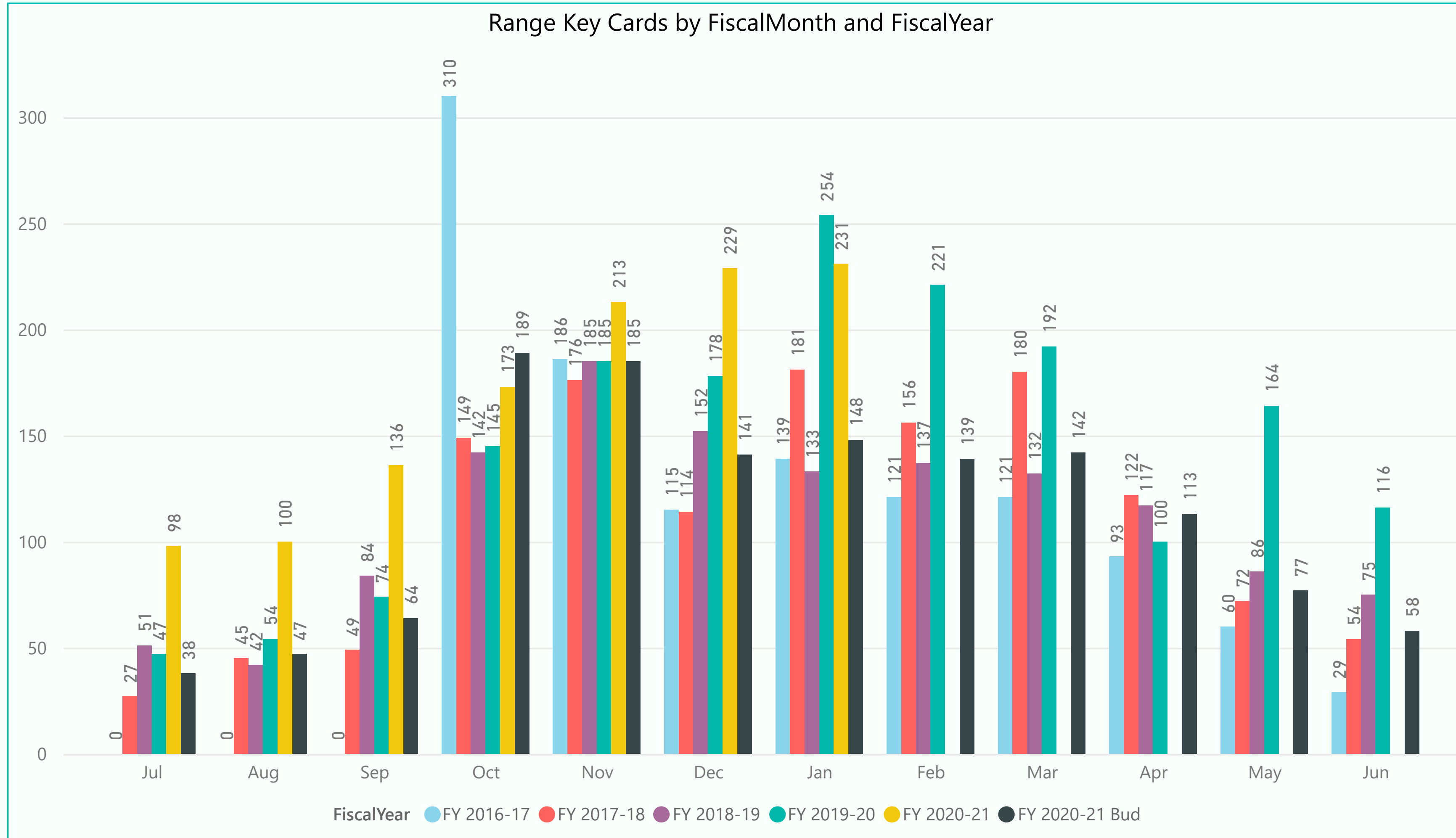
ItemDescription

- Select all
- CNP Frequent Play Card
- Coyote Card
- Kachina Card
- Range Ball Key
- Twilight Card
- Unlimited Card

Range Ball Key Program was introduced in October 2016



RECREATION CENTERS OF SUN CITY WEST, INC. FYTD Golf Statistics



Range Ball Key Program was introduced in October 2016



RECREATION CENTERS OF SUN CITY WEST, INC.

FYTD Golf Statistics

