

Creating An Electronic Patron Account

Catalog

Library Search

Library Search

Resource Lists

How do I... ?

 [Top 10](#)

[Basic](#) [Power](#) [Visual](#) [Copy Categories](#)

Find



Keyword



Title



Author



Subject



Series

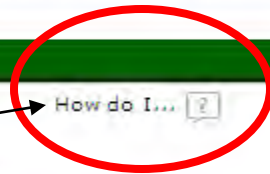
Narrow your search to...

Location

Reading Level From to

Interest Level From to ?

To create an account click on the “*Create Account*” box located at the top right corner of screen.



Library Search
Source Lists

Log in to Destiny Create New Account

Enter your last name:

Enter your barcode:

 Next  Cancel

To get started click on the [How do I...?](#) link located at the top right corner below the green line.

TIP: Your *barcode* is your *recreation card number*.


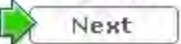

Destiny Help - Windows Internet Explorer

http://74.3.24.222/comman/servlet/presentationhelpform.do?filanam

File Edit View Favorites Tools Help

How do I create my user name and password?

If you already have a patron record in Destiny, and can provide some basic information about it, Destiny allows you to create your own user name and password so that you can log in right away.

1. Enter your last name and barcode number, and then click .
2. If you have a birth date in your account, Destiny prompts you to enter it next. Select the month, day, and year, and then click .
3. Enter your user name and your password, and enter your password again to confirm it. If you don't have an email address on file already, you can enter that also.
4. When you are done, click .

Destiny automatically logs you in with your new user name and password. You can use the same user name and password to log in from now on.

If you already have a user name in your account, the message, "Patron account already exists", appears. In this case, you will need to have an administrator update your user name and password for you.

[Close](#)


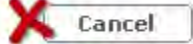
Internet 100%

How do I... ?

[Log in to Destiny](#) [Create New Account](#)

Enter your last name:

Enter your barcode:

Software Company 5/4/2010 3:50 PM MST

**A pop up screen or box will appear.
Follow the directions in the box to
create your new account.**

